


Conservation of linear momentum is another great conservation law of physics. Collisions, such as between billiard or pool balls, illustrate this law very nicely: the total vector momentum just before the collision equals the total vector momentum just after the collision. In this photo, the moving cue ball makes a glancing collision with the 11 ball which is initially at rest. After the collision, both balls move at angles, but the sum of their vector momenta equals the initial vector momentum of the incoming cue ball.

We will consider both elastic collisions (where kinetic energy is also conserved) and inelastic collisions. We also examine the concept of center of mass, and how it helps us in the study of complex motion.



CHAPTER 7

Linear Momentum

CONTENTS

- 7-1 Momentum and Its Relation to Force
- 7-2 Conservation of Momentum
- 7-3 Collisions and Impulse
- 7-4 Conservation of Energy and Momentum in Collisions
- 7-5 Elastic Collisions in One Dimension
- 7-6 Inelastic Collisions
- *7-7 Collisions in Two Dimensions
- 7-8 Center of Mass (CM)
- *7-9 CM for the Human Body
- *7-10 CM and Translational Motion

CHAPTER-OPENING QUESTIONS—Guess now!

1. A railroad car loaded with rocks coasts on a level track without friction. A worker at the back of the car starts throwing the rocks horizontally backward from the car. Then what happens?
 - (a) The car slows down.
 - (b) The car speeds up.
 - (c) First the car speeds up and then it slows down.
 - (d) The car's speed remains constant.
 - (e) None of these.
2. Which answer would you choose if the rocks fall out through a hole in the floor of the car, one at a time?

The law of conservation of energy, which we discussed in the previous Chapter, is one of several great conservation laws in physics. Among the other quantities found to be conserved are linear momentum, angular momentum, and electric charge. We will eventually discuss all of these because the conservation laws are among the most important ideas in science. In this Chapter we discuss linear momentum and its conservation. The law of conservation of momentum is essentially a reworking of Newton's laws that gives us tremendous physical insight and problem-solving power.

The law of conservation of momentum is particularly useful when dealing with a system of two or more objects that interact with each other, such as in collisions of ordinary objects or nuclear particles.

Our focus up to now has been mainly on the motion of a single object, often thought of as a "particle" in the sense that we have ignored any rotation or internal motion. In this Chapter we will deal with systems of two or more objects, and—toward the end of the Chapter—the concept of center of mass.

7-1 Momentum and Its Relation to Force

The **linear momentum** (or “momentum” for short) of an object is defined as the product of its mass and its velocity. Momentum (plural is *momenta*—from Latin) is represented by the symbol \vec{p} . If we let m represent the mass of an object and \vec{v} represent its velocity, then its momentum \vec{p} is defined as

$$\vec{p} = m\vec{v}. \quad (7-1)$$

Velocity is a vector, so momentum too is a vector. The direction of the momentum is the direction of the velocity, and the magnitude of the momentum is $p = mv$. Because velocity depends on the reference frame, so does momentum; thus the reference frame must be specified. The unit of momentum is that of mass \times velocity, which in SI units is $\text{kg} \cdot \text{m/s}$. There is no special name for this unit.

Everyday usage of the term *momentum* is in accord with the definition above. According to Eq. 7-1, a fast-moving car has more momentum than a slow-moving car of the same mass; a heavy truck has more momentum than a small car moving with the same speed. The more momentum an object has, the harder it is to stop it, and the greater effect it will have on another object if it is brought to rest by striking that object. A football player is more likely to be stunned if tackled by a heavy opponent running at top speed than by a lighter or slower-moving tackler. A heavy, fast-moving truck can do more damage than a slow-moving motorcycle.

EXERCISE A Can a small sports car ever have the same momentum as a large sport-utility vehicle with three times the sports car’s mass? Explain.

A force is required to change the momentum of an object, whether to increase the momentum, to decrease it, or to change its direction. Newton originally stated his second law in terms of momentum (although he called the product mv the “quantity of motion”). Newton’s statement of the **second law of motion**, translated into modern language, is as follows:

The rate of change of momentum of an object is equal to the net force applied to it.

NEWTON’S SECOND LAW

We can write this as an equation,

$$\Sigma \vec{F} = \frac{\Delta \vec{p}}{\Delta t}, \quad (7-2)$$

NEWTON’S SECOND LAW

where $\Sigma \vec{F}$ is the net force applied to the object (the vector sum of all forces acting on it) and $\Delta \vec{p}$ is the resulting momentum change that occurs during the time interval[†] Δt .

CAUTION

The change in the momentum vector is in the direction of the net force

We can readily derive the familiar form of the second law, $\Sigma \vec{F} = m\vec{a}$, from Eq. 7-2 for the case of constant mass. If \vec{v}_1 is the initial velocity of an object and \vec{v}_2 is its velocity after a time interval Δt has elapsed, then

$$\Sigma \vec{F} = \frac{\Delta \vec{p}}{\Delta t} = \frac{m\vec{v}_2 - m\vec{v}_1}{\Delta t} = \frac{m(\vec{v}_2 - \vec{v}_1)}{\Delta t} = m \frac{\Delta \vec{v}}{\Delta t}.$$

By definition, $\vec{a} = \Delta \vec{v}/\Delta t$, so

$$\Sigma \vec{F} = m\vec{a}. \quad [\text{constant mass}]$$

Equation 7-2 is a more general statement of Newton’s second law than the more familiar version ($\Sigma \vec{F} = m\vec{a}$) because it includes the situation in which the mass may change. A change in mass occurs in certain circumstances, such as for rockets which lose mass as they expel burnt fuel.

[†]Normally we think of Δt as being a small time interval. If it is not small, then Eq. 7-2 is valid if $\Sigma \vec{F}$ is constant during that time interval, or if $\Sigma \vec{F}$ is the average net force during that time interval.



FIGURE 7-1 Example 7-1.

EXAMPLE 7-1 ESTIMATE Force of a tennis serve. For a top player, a tennis ball may leave the racket on the serve with a speed of 55 m/s (about 120 mi/h), Fig. 7-1. If the ball has a mass of 0.060 kg and is in contact with the racket for about 4 ms (4×10^{-3} s), estimate the average force on the ball. Would this force be large enough to lift a 60-kg person?

APPROACH We write Newton's second law, Eq. 7-2, for the average force as

$$F_{\text{avg}} = \frac{\Delta p}{\Delta t} = \frac{mv_2 - mv_1}{\Delta t},$$

where mv_1 and mv_2 are the initial and final momenta. The tennis ball is hit when its initial velocity v_1 is very nearly zero at the top of the throw, so we set $v_1 = 0$, and we assume $v_2 = 55$ m/s is in the horizontal direction. We ignore all other forces on the ball during this brief time interval, such as gravity, in comparison to the force exerted by the tennis racket.

SOLUTION The force exerted on the ball by the racket is

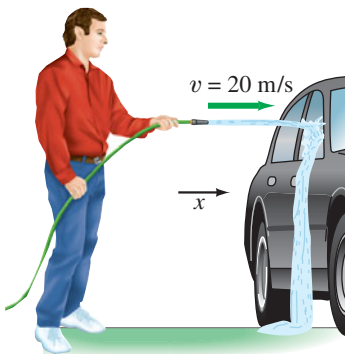
$$F_{\text{avg}} = \frac{\Delta p}{\Delta t} = \frac{mv_2 - mv_1}{\Delta t} = \frac{(0.060 \text{ kg})(55 \text{ m/s}) - 0}{0.004 \text{ s}} \approx 800 \text{ N}.$$

This is a large force, larger than the weight of a 60-kg person, which would require a force $mg = (60 \text{ kg})(9.8 \text{ m/s}^2) \approx 600 \text{ N}$ to lift.

NOTE The force of gravity acting on the tennis ball is $mg = (0.060 \text{ kg})(9.8 \text{ m/s}^2) = 0.59 \text{ N}$, which justifies our ignoring it compared to the enormous force the racket exerts.

NOTE High-speed photography and radar can give us an estimate of the contact time and the velocity of the ball leaving the racket. But a direct measurement of the force is not practical. Our calculation shows a handy technique for determining an unknown force in the real world.

FIGURE 7-2 Example 7-2.



EXAMPLE 7-2 Washing a car: momentum change and force. Water leaves a hose at a rate of 1.5 kg/s with a speed of 20 m/s and is aimed at the side of a car, which stops it, Fig. 7-2. (That is, we ignore any splashing back.) What is the force exerted by the water on the car?

APPROACH The water leaving the hose has mass and velocity, so it has a momentum p_{initial} in the horizontal (x) direction, and we assume gravity doesn't pull the water down significantly. When the water hits the car, the water loses this momentum ($p_{\text{final}} = 0$). We use Newton's second law in the momentum form, Eq. 7-2, to find the force that the car exerts on the water to stop it. By Newton's third law, the force exerted by the water on the car is equal and opposite. We have a continuing process: 1.5 kg of water leaves the hose in each 1.0-s time interval. So let us write $F = \Delta p / \Delta t$ where $\Delta t = 1.0$ s, and $mv_{\text{initial}} = (1.5 \text{ kg})(20 \text{ m/s}) = 30 \text{ kg} \cdot \text{m/s}$.

SOLUTION The force (assumed constant) that the car must exert to change the momentum of the water is

$$F = \frac{\Delta p}{\Delta t} = \frac{p_{\text{final}} - p_{\text{initial}}}{\Delta t} = \frac{0 - 30 \text{ kg} \cdot \text{m/s}}{1.0 \text{ s}} = -30 \text{ N}.$$

The minus sign indicates that the force exerted by the car on the water is opposite to the water's original velocity. The car exerts a force of 30 N to the left to stop the water, so by Newton's third law, the water exerts a force of 30 N to the right on the car.

NOTE Keep track of signs, although common sense helps too. The water is moving to the right, so common sense tells us the force on the car must be to the right.

EXERCISE B If the water splashes back from the car in Example 7-2, would the force on the car be larger or smaller?

7-2 Conservation of Momentum

The concept of momentum is particularly important because, if no net external force acts on a system, the total momentum of the system is a conserved quantity. This was expressed in Eq. 7-2 for a single object, but it holds also for a system as we shall see.

Consider the head-on collision of two billiard balls, as shown in Fig. 7-3. We assume the net external force on this system of two balls is zero—that is, the only significant forces during the collision are the forces that each ball exerts on the other. Although the momentum of each of the two balls changes as a result of the collision, the *sum* of their momenta is found to be the same before as after the collision. If $m_A \vec{v}_A$ is the momentum of ball A and $m_B \vec{v}_B$ the momentum of ball B, both measured just before the collision, then the total momentum of the two balls before the collision is the vector sum $m_A \vec{v}_A + m_B \vec{v}_B$. Immediately after the collision, the balls each have a different velocity and momentum, which we designate by a “prime” on the velocity: $m_A \vec{v}'_A$ and $m_B \vec{v}'_B$. The total momentum after the collision is the vector sum $m_A \vec{v}'_A + m_B \vec{v}'_B$. No matter what the velocities and masses are, experiments show that the total momentum before the collision is the same as afterward, whether the collision is head-on or not, as long as no net external force acts:

momentum before = momentum after

$$m_A \vec{v}_A + m_B \vec{v}_B = m_A \vec{v}'_A + m_B \vec{v}'_B. \quad [\Sigma \vec{F}_{\text{ext}} = 0] \quad (7-3)$$

That is, the total vector momentum of the system of two colliding balls is conserved: it stays constant. (We saw this result in this Chapter’s opening photograph.)

Although the law of conservation of momentum was discovered experimentally, it can be derived from Newton’s laws of motion, which we now show.

Let us consider two objects of mass m_A and m_B that have momenta \vec{p}_A ($= m_A \vec{v}_A$) and \vec{p}_B ($= m_B \vec{v}_B$) before they collide and \vec{p}'_A and \vec{p}'_B after they collide, as in Fig. 7-4. During the collision, suppose that the force exerted by object A on object B at any instant is \vec{F} . Then, by Newton’s third law, the force exerted by object B on object A is $-\vec{F}$. During the brief collision time, we assume no other (external) forces are acting (or that \vec{F} is much greater than any other external forces acting). Over a very short time interval Δt we have

$$\vec{F} = \frac{\Delta \vec{p}_B}{\Delta t} = \frac{\vec{p}'_B - \vec{p}_B}{\Delta t}$$

and

$$-\vec{F} = \frac{\Delta \vec{p}_A}{\Delta t} = \frac{\vec{p}'_A - \vec{p}_A}{\Delta t}.$$

We add these two equations together and find

$$0 = \frac{\Delta \vec{p}_B + \Delta \vec{p}_A}{\Delta t} = \frac{(\vec{p}'_B - \vec{p}_B) + (\vec{p}'_A - \vec{p}_A)}{\Delta t}.$$

This means

$$\vec{p}'_B - \vec{p}_B + \vec{p}'_A - \vec{p}_A = 0,$$

or

$$\vec{p}'_A + \vec{p}'_B = \vec{p}_A + \vec{p}_B.$$

This is Eq. 7-3. The total momentum is conserved.

We have put this derivation in the context of a collision. As long as no external forces act, it is valid over any time interval, and conservation of momentum is always valid as long as no external forces act on the chosen system. In the real world, external forces do act: friction on billiard balls, gravity acting on a tennis ball, and so on. So we often want our “observation time” (before and after) to be small. When a racket hits a tennis ball or a bat hits a baseball, both before and after the “collision” the ball moves as a projectile under the action of gravity and air resistance.

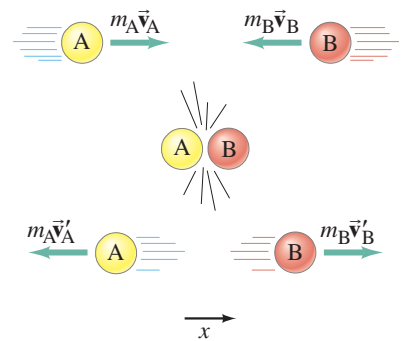
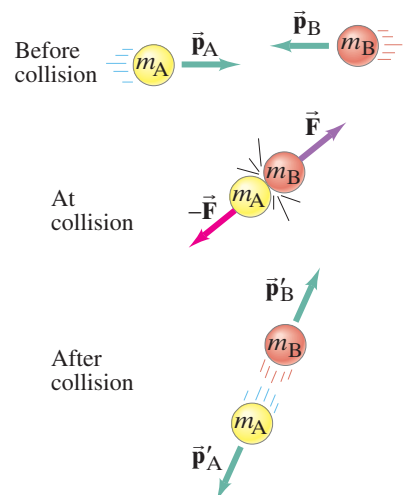


FIGURE 7-3 Momentum is conserved in a collision of two balls, labeled A and B.

CONSERVATION OF MOMENTUM
(two objects colliding)

FIGURE 7-4 Collision of two objects. Their momenta before collision are \vec{p}_A and \vec{p}_B , and after collision are \vec{p}'_A and \vec{p}'_B . At any moment during the collision each exerts a force on the other of equal magnitude but opposite direction.



However, when the bat or racket hits the ball, during the brief time of the collision those external forces are insignificant compared to the collision force the bat or racket exerts on the ball. Momentum is conserved (or very nearly so) as long as we measure \vec{p}_A and \vec{p}_B just before the collision and \vec{p}'_A and \vec{p}'_B immediately after the collision (Eq. 7-3). We can not wait for external forces to produce their effect before measuring \vec{p}'_A and \vec{p}'_B .

The above derivation can be extended to include any number of interacting objects. To show this, we let \vec{p} in Eq. 7-2 ($\Sigma \vec{F} = \Delta \vec{p} / \Delta t$) represent the total momentum of a system—that is, the vector sum of the momenta of all objects in the system. (For our two-object system above, $\vec{p} = m_A \vec{v}_A + m_B \vec{v}_B$.) If the net force $\Sigma \vec{F}$ on the system is zero [as it was above for our two-object system, $\vec{F} + (-\vec{F}) = 0$], then from Eq. 7-2, $\Delta \vec{p} = \Sigma \vec{F} \Delta t = 0$, so the total momentum doesn't change. The general statement of the **law of conservation of momentum** is

LAW OF CONSERVATION OF MOMENTUM

The total momentum of an isolated system of objects remains constant.

By a **system**, we simply mean a set of objects that we choose, and which may interact with each other. An **isolated system** is one in which the only (significant) forces are those between the objects in the system. The sum of all these “internal” forces within the system will be zero because of Newton’s third law. If there are *external forces*—by which we mean forces exerted by objects *outside* the system—and they don’t add up to zero, then the total momentum of the system won’t be conserved. However, if the system can be redefined so as to include the other objects exerting these forces, then the conservation of momentum principle can apply. For example, if we take as our system a falling rock, it does not conserve momentum because an external force, the force of gravity exerted by the Earth, accelerates the rock and changes its momentum. However, if we include the Earth in the system, the total momentum of rock plus Earth is conserved. (This means that the Earth comes up to meet the rock. But the Earth’s mass is so great, its upward velocity is very tiny.)

Although the law of conservation of momentum follows from Newton’s second law, as we have seen, it is in fact more general than Newton’s laws. In the tiny world of the atom, Newton’s laws fail, but the great conservation laws—those of energy, momentum, angular momentum, and electric charge—have been found to hold in every experimental situation tested. It is for this reason that the conservation laws are considered more basic than Newton’s laws.

EXAMPLE 7-3 Railroad cars collide: momentum conserved. A 10,000-kg railroad car, A, traveling at a speed of 24.0 m/s strikes an identical car, B, at rest. If the cars lock together as a result of the collision, what is their common speed just afterward? See Fig. 7-5.

APPROACH We choose our system to be the two railroad cars. We consider a very brief time interval, from just before the collision until just after, so that external forces such as friction can be ignored. Then we apply conservation of momentum.

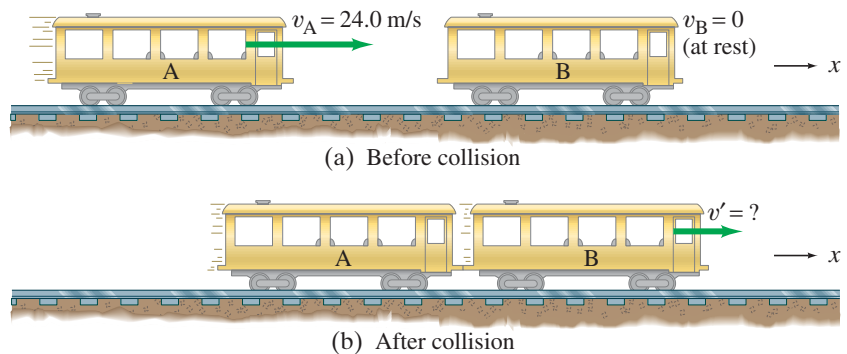


FIGURE 7-5 Example 7-3.

SOLUTION The initial total momentum is

$$p_{\text{initial}} = m_A v_A + m_B v_B = m_A v_A$$

because car B is at rest initially ($v_B = 0$). The direction is to the right in the $+x$ direction. After the collision, the two cars become attached, so they will have the same speed, call it v' . Then the total momentum after the collision is

$$p_{\text{final}} = (m_A + m_B)v'$$

We have assumed there are no external forces, so momentum is conserved:

$$\begin{aligned} p_{\text{initial}} &= p_{\text{final}} \\ m_A v_A &= (m_A + m_B)v' \end{aligned}$$

Solving for v' , we obtain

$$v' = \frac{m_A}{m_A + m_B} v_A = \left(\frac{10,000 \text{ kg}}{10,000 \text{ kg} + 10,000 \text{ kg}} \right) (24.0 \text{ m/s}) = 12.0 \text{ m/s},$$

to the right. Their mutual speed after collision is half the initial speed of car A.

NOTE We kept symbols until the very end, so we have an equation we can use in other (related) situations.

NOTE We haven't included friction here. Why? Because we are examining speeds just before and just after the very brief time interval of the collision, and during that brief time friction can't do much—it is ignorable (but not for long: the cars will slow down because of friction).

EXERCISE C In Example 7-3, $m_A = m_B$, so in the last equation, $m_A/(m_A + m_B) = \frac{1}{2}$. Hence $v' = \frac{1}{2}v_A$. What result do you get if (a) $m_B = 3m_A$, (b) m_B is much larger than m_A ($m_B \gg m_A$), and (c) $m_B \ll m_A$?

EXERCISE D A 50-kg child runs off a dock at 2.0 m/s (horizontally) and lands in a waiting rowboat of mass 150 kg. At what speed does the rowboat move away from the dock?

The law of conservation of momentum is particularly useful when we are dealing with fairly simple systems such as colliding objects and certain types of “explosions.” For example, *rocket propulsion*, which we saw in Chapter 4 can be understood on the basis of action and reaction, can also be explained on the basis of the conservation of momentum. We can consider the rocket plus its fuel as an isolated system if it is far out in space (no external forces). In the reference frame of the rocket before any fuel is ejected, the total momentum of rocket plus fuel is zero. When the fuel burns, the total momentum remains unchanged: the backward momentum of the expelled gases is just balanced by the forward momentum gained by the rocket itself (see Fig. 7-6). Thus, a rocket can accelerate in empty space. There is no need for the expelled gases to push against the Earth or the air (as is sometimes erroneously thought). Similar examples of (nearly) isolated systems where momentum is conserved are the recoil of a gun when a bullet is fired (Example 7-5), and the movement of a rowboat just after a package is thrown from it.

CONCEPTUAL EXAMPLE 7-4 **Falling on or off a sled.** (a) An empty sled is sliding on frictionless ice when Susan drops vertically from a tree down onto the sled. When she lands, does the sled speed up, slow down, or keep the same speed? (b) Later: Susan falls sideways off the sled. When she drops off, does the sled speed up, slow down, or keep the same speed?

RESPONSE (a) Because Susan falls vertically onto the sled, she has no initial horizontal momentum. Thus the total horizontal momentum afterward equals the momentum of the sled initially. Since the mass of the system (sled + person) has increased, the speed must decrease.

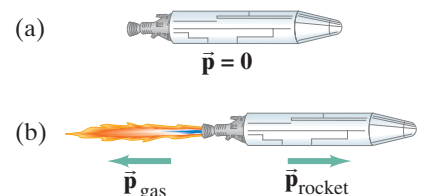
(b) At the instant Susan falls off, she is moving with the same horizontal speed as she was while on the sled. At the moment she leaves the sled, she has the same momentum she had an instant before. Because her momentum does not change, neither does the sled's (total momentum conserved); the sled keeps the same speed.

 **PHYSICS APPLIED**
Rocket propulsion

 **CAUTION**

A rocket does not push on the Earth; it is propelled by pushing out the gases it burned as fuel

FIGURE 7-6 (a) A rocket, containing fuel, at rest in some reference frame. (b) In the same reference frame, the rocket fires and gases are expelled at high speed out the rear. The total vector momentum, $\vec{p}_{\text{gas}} + \vec{p}_{\text{rocket}}$, remains zero.



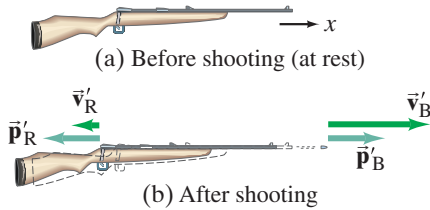


FIGURE 7-7 Example 7-5.

EXAMPLE 7-5 Rifle recoil. Calculate the recoil velocity of a 5.0-kg rifle that shoots a 0.020-kg bullet at a speed of 620 m/s, Fig. 7-7.

APPROACH Our system is the rifle and the bullet, both at rest initially, just before the trigger is pulled. The trigger is pulled, an explosion occurs inside the bullet's shell, and we look at the rifle and bullet just as the bullet leaves the barrel (Fig. 7-7b). The bullet moves to the right (+ x), and the gun recoils to the left. During the very short time interval of the explosion, we can assume the external forces are small compared to the forces exerted by the exploding gunpowder. Thus we can apply conservation of momentum, at least approximately.

SOLUTION Let subscript B represent the bullet and R the rifle; the final velocities are indicated by primes. Then momentum conservation in the x direction gives

momentum before = momentum after

$$m_B v_B + m_R v_R = m_B v'_B + m_R v'_R$$

$$0 + 0 = m_B v'_B + m_R v'_R.$$

We solve for the unknown v'_R , and find

$$v'_R = -\frac{m_B v'_B}{m_R} = -\frac{(0.020 \text{ kg})(620 \text{ m/s})}{(5.0 \text{ kg})} = -2.5 \text{ m/s}.$$

Since the rifle has a much larger mass, its (recoil) velocity is much less than that of the bullet. The minus sign indicates that the velocity (and momentum) of the rifle is in the negative x direction, opposite to that of the bullet.

EXERCISE E Return to the Chapter-Opening Questions, page 170, and answer them again now. Try to explain why you may have answered differently the first time.




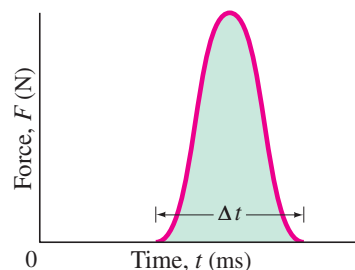
FIGURE 7-8 Tennis racket striking a ball. Both the ball and the racket strings are deformed due to the large force each exerts on the other.

7-3 Collisions and Impulse

Collisions are a common occurrence in everyday life: a tennis racket or a baseball bat striking a ball, billiard balls colliding, a hammer hitting a nail. When a collision occurs, the interaction between the objects involved is usually far stronger than any external forces. We can then ignore the effects of any other forces during the brief time interval of the collision.

During a collision of two ordinary objects, both objects are deformed, often considerably, because of the large forces involved (Fig. 7-8). When the collision occurs, the force each exerts on the other usually jumps from zero at the moment of contact to a very large force within a very short time, and then rapidly returns to zero again. A graph of the magnitude of the force that one object exerts on the other during a collision, as a function of time, is something like the red curve in Fig. 7-9. The time interval Δt is usually very distinct and very small, typically milliseconds for a macroscopic collision.

FIGURE 7-9 Force as a function of time during a typical collision. F can become very large; Δt is typically milliseconds for macroscopic collisions.



From Newton's second law, Eq. 7-2, the *net* force on an object is equal to the rate of change of its momentum:

$$\vec{F} = \frac{\Delta \vec{p}}{\Delta t}.$$

(We have written \vec{F} instead of $\Sigma \vec{F}$ for the net force, which we assume is entirely due to the brief but large average force that acts during the collision.) This equation applies to *each* of the two objects in a collision. We multiply both sides of this equation by the time interval Δt , and obtain

$$\vec{F} \Delta t = \Delta \vec{p}. \quad (7-4)$$

The quantity on the left, the product of the force \vec{F} times the time Δt over which the force acts, is called the **impulse**:

$$\text{Impulse} = \vec{F} \Delta t. \quad (7-5)$$

We see that the total change in momentum is equal to the impulse. The concept of impulse is useful mainly when dealing with forces that act during a short time interval, as when a bat hits a baseball. The force is generally not constant, and often its variation in time is like that graphed in Figs. 7-9 and 7-10. We can often approximate such a varying force as an average force \bar{F} acting during a time interval Δt , as indicated by the dashed line in Fig. 7-10. \bar{F} is chosen so that the area shown shaded in Fig. 7-10 (equal to $\bar{F} \times \Delta t$) is equal to the area under the actual curve of F vs. t , Fig. 7-9 (which represents the actual impulse).

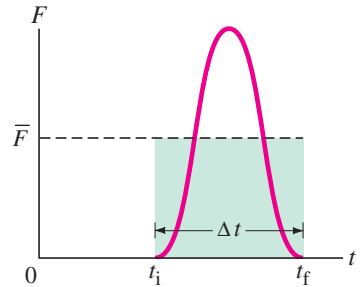


FIGURE 7-10 The average force \bar{F} acting over a very brief time interval Δt gives the same impulse ($\bar{F} \Delta t$) as the actual force.

EXERCISE F Suppose Fig. 7-9 shows the force on a golf ball vs. time during the time interval when the ball hits a wall. How would the shape of this curve change if a softer rubber ball with the same mass and speed hit the same wall?

EXAMPLE 7-6 ESTIMATE Karate blow. Estimate the impulse and the average force delivered by a karate blow that breaks a board (Fig. 7-11). Assume the hand moves at roughly 10 m/s when it hits the board.

APPROACH We use the momentum-impulse relation, Eq. 7-4. The hand's speed changes from 10 m/s to zero over a distance of perhaps one cm (roughly how much your hand and the board compress before your hand comes to a stop, and the board begins to give way). The hand's mass should probably include part of the arm, and we take it to be roughly $m \approx 1$ kg.

SOLUTION The impulse $F \Delta t$ equals the change in momentum

$$\bar{F} \Delta t = \Delta p = m \Delta v \approx (1 \text{ kg})(10 \text{ m/s} - 0) = 10 \text{ kg} \cdot \text{m/s}.$$

We can obtain the force if we know Δt . The hand is brought to rest over the distance of roughly a centimeter: $\Delta x \approx 1$ cm. The average speed during the impact is $\bar{v} = (10 \text{ m/s} + 0)/2 = 5 \text{ m/s}$ and equals $\Delta x/\Delta t$. Thus $\Delta t = \Delta x/\bar{v} \approx (10^{-2} \text{ m})/(5 \text{ m/s}) = 2 \times 10^{-3} \text{ s}$ or 2 ms. The average force is thus (Eq. 7-4) about

$$\bar{F} = \frac{\Delta p}{\Delta t} = \frac{10 \text{ kg} \cdot \text{m/s}}{2 \times 10^{-3} \text{ s}} \approx 5000 \text{ N} = 5 \text{ kN}.$$

FIGURE 7-11 Example 7-6.



7-4 Conservation of Energy and Momentum in Collisions

During most collisions, we usually don't know how the collision force varies over time, and so analysis using Newton's second law becomes difficult or impossible. But by making use of the conservation laws for momentum and energy, we can still determine a lot about the motion after a collision, given the motion before the collision. We saw in Section 7-2 that in the collision of two objects such as billiard balls, the total momentum is conserved. If the two objects are very hard and no heat or other energy is produced in the collision, then the total kinetic energy of the two objects is the same after the collision as before. For the brief moment during which the two objects are in contact, some (or all) of the energy is stored momentarily in the form of elastic potential energy.

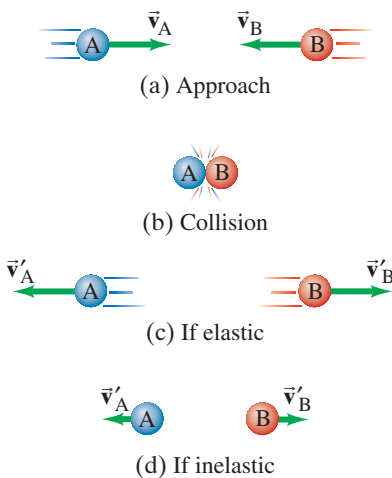
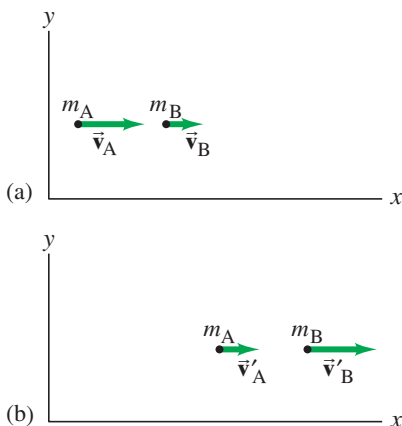


FIGURE 7-12 Two equal-mass objects (a) approach each other with equal speeds, (b) collide, and then (c) bounce off with equal speeds in the opposite directions if the collision is elastic, or (d) bounce back much less or not at all if the collision is inelastic (some of the KE is transformed to other forms of energy such as sound and heat).

FIGURE 7-13 Two small objects of masses m_A and m_B , (a) before the collision and (b) after the collision.



But if we compare the total kinetic energy just before the collision with the total kinetic energy just after the collision, and they are found to be the same, then we say that the total kinetic energy is conserved. Such a collision is called an **elastic collision**. If we use the subscripts A and B to represent the two objects, we can write the equation for conservation of total kinetic energy as

$$\begin{aligned} \text{total KE before} &= \text{total KE after} \\ \frac{1}{2}m_A v_A^2 + \frac{1}{2}m_B v_B^2 &= \frac{1}{2}m_A v_A'^2 + \frac{1}{2}m_B v_B'^2. \quad [\text{elastic collision}] \quad (7-6) \end{aligned}$$

Primed quantities ($'$) mean after the collision, and unprimed mean before the collision, just as in Eq. 7-3 for conservation of momentum.

At the atomic level the collisions of atoms and molecules are often elastic. But in the “macroscopic” world of ordinary objects, an elastic collision is an ideal that is never quite reached, since at least a little thermal energy is always produced during a collision (also perhaps sound and other forms of energy). The collision of two hard elastic balls, such as billiard balls, however, is very close to being perfectly elastic, and we often treat it as such.

We do need to remember that even when kinetic energy is not conserved, the *total* energy is always conserved.

Collisions in which kinetic energy is not conserved are said to be **inelastic collisions**. The kinetic energy that is lost is changed into other forms of energy, often thermal energy, so that the total energy (as always) is conserved. In this case,

$$KE_A + KE_B = KE_A' + KE_B' + \text{thermal and other forms of energy.}$$

See Fig. 7-12, and the details in its caption.

7-5 Elastic Collisions in One Dimension

We now apply the conservation laws for momentum and kinetic energy to an elastic collision between two small objects that collide head-on, so all the motion is along a line. To be general, we assume that the two objects are moving, and their velocities are v_A and v_B along the x axis before the collision, Fig. 7-13a. After the collision, their velocities are v_A' and v_B' , Fig. 7-13b. For any $v > 0$, the object is moving to the right (increasing x), whereas for $v < 0$, the object is moving to the left (toward decreasing values of x).

From conservation of momentum, we have

$$m_A v_A + m_B v_B = m_A v_A' + m_B v_B'. \quad (i)$$

Because the collision is assumed to be elastic, kinetic energy is also conserved:

$$\frac{1}{2}m_A v_A^2 + \frac{1}{2}m_B v_B^2 = \frac{1}{2}m_A v_A'^2 + \frac{1}{2}m_B v_B'^2.$$

We have two equations, so we can solve for two unknowns. If we know the masses and velocities before the collision, then we can solve these two equations for the velocities after the collision, v_A' and v_B' . We derive a helpful result by rewriting the momentum equation as

$$m_A(v_A - v_A') = m_B(v_B' - v_B), \quad (i)$$

and we rewrite the kinetic energy equation as

$$m_A(v_A^2 - v_A'^2) = m_B(v_B'^2 - v_B^2).$$

Noting that algebraically $(a^2 - b^2) = (a - b)(a + b)$, we write this last equation as

$$m_A(v_A - v_A')(v_A + v_A') = m_B(v_B' - v_B)(v_B' + v_B). \quad (ii)$$

We divide Eq. (ii) by Eq. (i), and (assuming $v_A \neq v_A'$ and $v_B \neq v_B'$)[†] obtain

$$v_A + v_A' = v_B' + v_B.$$

[†]Note that Eqs. (i) and (ii), which are the conservation laws for momentum and kinetic energy, are both satisfied by the solution $v_A' = v_A$ and $v_B' = v_B$. This is a valid solution, but not very interesting. It corresponds to no collision at all—when the two objects miss each other.

We can rewrite this equation as

$$v_A - v_B = v'_B - v'_A$$

or

$$v_A - v_B = -(v'_A - v'_B). \quad [\text{head-on (1-D) elastic collision}] \quad (7-7)$$

CAUTION
Relative speeds (one dimension only)

This is an interesting result: it tells us that for any elastic head-on collision, the relative speed of the two objects after the collision ($v'_A - v'_B$) has the same magnitude (but opposite direction) as before the collision, no matter what the masses are.

Equation 7-7 was derived from conservation of kinetic energy for elastic collisions, and can be used in place of it. Because the v 's are not squared in Eq. 7-7, it is simpler to use in calculations than the conservation of kinetic energy equation (Eq. 7-6) directly.

EXAMPLE 7-7 Equal masses. Billiard ball A of mass m moving with speed v_A collides head-on with ball B of equal mass. What are the speeds of the two balls after the collision, assuming it is elastic? Assume (a) both balls are moving initially (v_A and v_B), (b) ball B is initially at rest ($v_B = 0$).

APPROACH There are two unknowns, v'_A and v'_B , so we need two independent equations. We focus on the time interval from just before the collision until just after. No net external force acts on our system of two balls (mg and the normal force cancel), so momentum is conserved. Conservation of kinetic energy applies as well because we are told the collision is elastic.

SOLUTION (a) The masses are equal ($m_A = m_B = m$) so conservation of momentum gives

$$v_A + v_B = v'_A + v'_B.$$

We need a second equation, because there are two unknowns. We could use the conservation of kinetic energy equation, or the simpler Eq. 7-7 derived from it:

$$v_A - v_B = v'_B - v'_A.$$

We add these two equations and obtain

$$v'_B = v_A$$

and then subtract the two equations to obtain

$$v'_A = v_B.$$

That is, the balls exchange velocities as a result of the collision: ball B acquires the velocity that ball A had before the collision, and vice versa.

(b) If ball B is at rest initially, so that $v_B = 0$, we have

$$v'_B = v_A$$

and

$$v'_A = 0.$$

That is, ball A is brought to rest by the collision, whereas ball B acquires the original velocity of ball A. See Fig. 7-14.

NOTE Our result in part (b) is often observed by billiard and pool players, and is valid only if the two balls have equal masses (and no spin is given to the balls).



FIGURE 7-14 In this multi-flash photo of a head-on collision between two balls of equal mass, the white cue ball is accelerated from rest by the cue stick and then strikes the red ball, initially at rest. The white ball stops in its tracks, and the (equal-mass) red ball moves off with the same speed as the white ball had before the collision. See Example 7-7, part (b).

EXAMPLE 7-8 A nuclear collision. A proton (p) of mass 1.01 u (unified atomic mass units) traveling with a speed of 3.60×10^4 m/s has an elastic head-on collision with a helium (He) nucleus ($m_{\text{He}} = 4.00$ u) initially at rest. What are the velocities of the proton and helium nucleus after the collision? (As mentioned in Chapter 1, $1 \text{ u} = 1.66 \times 10^{-27}$ kg, but we won't need this fact.) Assume the collision takes place in nearly empty space.

APPROACH Like Example 7-7, this is an elastic head-on collision, but now the masses of our two particles are not equal. The only external force could be Earth's gravity, but it is insignificant compared to the powerful forces between the two particles at the moment of collision. So again we use the conservation laws of momentum and of kinetic energy, and apply them to our system of two particles.

SOLUTION We use the subscripts p for the proton and He for the helium nucleus. We are given $v_{\text{He}} = 0$ and $v_p = 3.60 \times 10^4$ m/s. We want to find the velocities v'_p and v'_{He} after the collision. From conservation of momentum,

$$m_p v_p + 0 = m_p v'_p + m_{\text{He}} v'_{\text{He}}.$$

Because the collision is elastic, the kinetic energy of our system of two particles is conserved and we can use Eq. 7-7, which becomes

$$v_p - 0 = v'_{\text{He}} - v'_p.$$

Thus

$$v'_p = v'_{\text{He}} - v_p,$$

and substituting this into our momentum equation displayed above, we get

$$m_p v_p = m_p v'_{\text{He}} - m_p v_p + m_{\text{He}} v'_{\text{He}}.$$

Solving for v'_{He} , we obtain

$$v'_{\text{He}} = \frac{2m_p v_p}{m_p + m_{\text{He}}} = \frac{2(1.01 \text{ u})(3.60 \times 10^4 \text{ m/s})}{(4.00 \text{ u} + 1.01 \text{ u})} = 1.45 \times 10^4 \text{ m/s}.$$

The other unknown is v'_p , which we can now obtain from

$$v'_p = v'_{\text{He}} - v_p = (1.45 \times 10^4 \text{ m/s}) - (3.60 \times 10^4 \text{ m/s}) = -2.15 \times 10^4 \text{ m/s}.$$

The minus sign for v'_p tells us that the proton reverses direction upon collision, and we see that its speed is less than its initial speed (see Fig. 7-15).

NOTE This result makes sense: the lighter proton would be expected to “bounce back” from the more massive helium nucleus, but not with its full original velocity as from a rigid wall (which corresponds to extremely large, or infinite, mass).

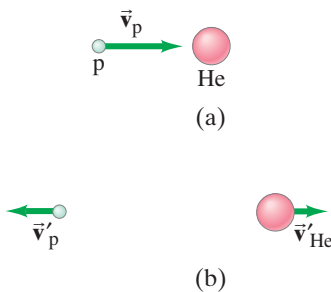


FIGURE 7-15 Example 7-8: (a) before collision, (b) after collision.

7-6 Inelastic Collisions

Collisions in which kinetic energy is not conserved are called **inelastic collisions**. Some of the initial kinetic energy is transformed into other types of energy, such as thermal or potential energy, so the total kinetic energy after the collision is less than the total kinetic energy before the collision. The inverse can also happen when potential energy (such as chemical or nuclear) is released, in which case the total kinetic energy after the interaction can be greater than the initial kinetic energy. Explosions are examples of this type.

Typical macroscopic collisions are inelastic, at least to some extent, and often to a large extent. If two objects stick together as a result of a collision, the collision is said to be **completely inelastic**. Two colliding balls of putty that stick together or two railroad cars that couple together when they collide are examples of completely inelastic collisions. The kinetic energy in some cases is all transformed to other forms of energy in an inelastic collision, but in other cases only part of it is. In Example 7-3, for instance, we saw that when a traveling railroad car collided with a stationary one, the coupled cars traveled off with some kinetic energy. In a completely inelastic collision, the maximum amount of kinetic energy is transformed to other forms consistent with conservation of momentum. Even though kinetic energy is not conserved in inelastic collisions, the total energy is always conserved, and the total vector momentum is also conserved.

EXAMPLE 7-9 **Ballistic pendulum.** The *ballistic pendulum* is a device used to measure the speed of a projectile, such as a bullet. The projectile, of mass m , is fired into a large block (of wood or other material) of mass M , which is suspended like a pendulum. (Usually, M is somewhat greater than m .) As a result of the collision, the pendulum and projectile together swing up to a maximum height h , Fig. 7-16. Determine the relationship between the initial horizontal speed of the projectile, v , and the maximum height h .

APPROACH We can analyze the process by dividing it into two parts or two time intervals: (1) the time interval from just before to just after the collision itself, and (2) the subsequent time interval in which the pendulum moves from the vertical hanging position to the maximum height h .

In part (1), Fig. 7-16a, we assume the collision time is very short, so that the projectile is embedded in the block before the block has moved significantly from its rest position directly below its support. Thus there is effectively no net external force, and we can apply conservation of momentum to this completely inelastic collision.

In part (2), Fig. 7-16b, the pendulum begins to move, subject to a net external force (gravity, tending to pull it back to the vertical position); so for part (2), we cannot use conservation of momentum. But we can use conservation of mechanical energy because gravity is a conservative force (Chapter 6). The kinetic energy immediately after the collision is changed entirely to gravitational potential energy when the pendulum reaches its maximum height, h .

SOLUTION In part (1) momentum is conserved:

$$\begin{aligned} \text{total } p \text{ before} &= \text{total } p \text{ after} \\ mv &= (m + M)v', \end{aligned} \quad \text{(i)}$$

where v' is the speed of the block and embedded projectile just after the collision, before they have moved significantly.

In part (2), mechanical energy is conserved. We choose $y = 0$ when the pendulum hangs vertically, and then $y = h$ when the pendulum–projectile system reaches its maximum height. Thus we write

(KE + PE) just after collision = (KE + PE) at pendulum's maximum height
or

$$\frac{1}{2}(m + M)v'^2 + 0 = 0 + (m + M)gh. \quad \text{(ii)}$$

We solve for v' :

$$v' = \sqrt{2gh}.$$

Inserting this result for v' into Eq. (i) above, and solving for v , gives

$$v = \frac{m + M}{m} v' = \frac{m + M}{m} \sqrt{2gh},$$

which is our final result.

NOTE The separation of the process into two parts was crucial. Such an analysis is a powerful problem-solving tool. But how do you decide how to make such a division? Think about the conservation laws. They are your *tools*. Start a problem by asking yourself whether the conservation laws apply in the given situation. Here, we determined that momentum is conserved only during the brief collision, which we called part (1). But in part (1), because the collision is inelastic, the conservation of mechanical energy is not valid. Then in part (2), conservation of mechanical energy is valid, but not conservation of momentum.

Note, however, that if there had been significant motion of the pendulum during the deceleration of the projectile in the block, then there *would* have been an external force (gravity) during the collision, so conservation of momentum would not have been valid in part (1).

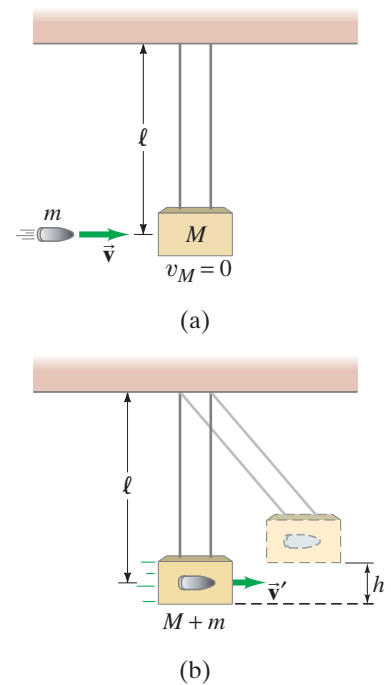


FIGURE 7-16 Ballistic pendulum. Example 7-9.

PROBLEM SOLVING
Use the conservation laws to analyze a problem

EXAMPLE 7-10 Railroad cars again. For the completely inelastic collision of the two railroad cars that we considered in Example 7-3, calculate how much of the initial kinetic energy is transformed to thermal or other forms of energy.

APPROACH The railroad cars stick together after the collision, so this is a completely inelastic collision. By subtracting the total kinetic energy after the collision from the total initial kinetic energy, we can find how much energy is transformed to other types of energy.

SOLUTION Before the collision, only car A is moving, so the total initial kinetic energy is $\frac{1}{2}m_A v_A^2 = \frac{1}{2}(10,000 \text{ kg})(24.0 \text{ m/s})^2 = 2.88 \times 10^6 \text{ J}$. After the collision, both cars are moving with half the speed, $v' = 12.0 \text{ m/s}$, by conservation of momentum (Example 7-3). So the total kinetic energy afterward is $\text{KE}' = \frac{1}{2}(m_A + m_B)v'^2 = \frac{1}{2}(20,000 \text{ kg})(12.0 \text{ m/s})^2 = 1.44 \times 10^6 \text{ J}$. Hence the energy transformed to other forms is

$$(2.88 \times 10^6 \text{ J}) - (1.44 \times 10^6 \text{ J}) = 1.44 \times 10^6 \text{ J},$$

which is half the original kinetic energy.




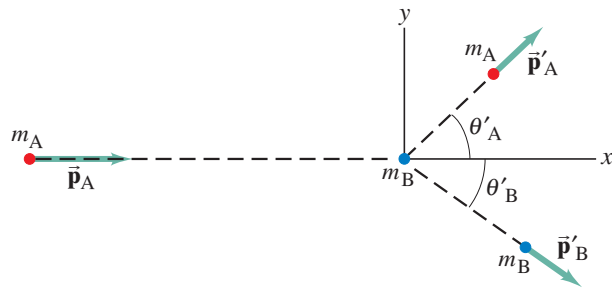
FIGURE 7-17 A recent color-enhanced version of a cloud-chamber photograph made in the early days (1920s) of nuclear physics. Green lines are paths of helium nuclei (He) coming from the left. One He, highlighted in yellow, strikes a proton of the hydrogen gas in the chamber, and both scatter at an angle; the scattered proton's path is shown in red.

*7-7 Collisions in Two Dimensions

Conservation of momentum and energy can also be applied to collisions in two or three dimensions, where the vector nature of momentum is especially important. One common type of non-head-on collision is that in which a moving object (called the “projectile”) strikes a second object initially at rest (the “target”). This is the common situation in games such as billiards and pool, and for experiments in atomic and nuclear physics (the projectiles, from radioactive decay or a high-energy accelerator, strike a stationary target nucleus, Fig. 7-17).

Figure 7-18 shows the incoming projectile, m_A , heading along the x axis toward the target object, m_B , which is initially at rest. If these are billiard balls, m_A strikes m_B not quite head-on and they go off at the angles θ'_A and θ'_B , respectively, which are measured relative to m_A 's initial direction (the x axis).[†]

FIGURE 7-18 Object A, the projectile, collides with object B, the target. After the collision, they move off with momenta \vec{p}'_A and \vec{p}'_B at angles θ'_A and θ'_B .



Let us apply the law of conservation of momentum to a collision like that of Fig. 7-18. We choose the xy plane to be the plane in which the initial and final momenta lie. Momentum is a vector, and because the total momentum is conserved, its components in the x and y directions also are conserved. The x component of momentum conservation gives

$$p_{Ax} + p_{Bx} = p'_{Ax} + p'_{Bx}$$

or, with $p_{Bx} = m_B v_{Bx} = 0$,

$$m_A v_A = m_A v'_A \cos \theta'_A + m_B v'_B \cos \theta'_B, \quad (7-8a)$$

where primes (') refer to quantities *after* the collision. There is no motion in the y direction initially, so the y component of the total momentum is zero before the collision.

[†]The objects may begin to deflect even before they touch if electric, magnetic, or nuclear forces act between them. You might think, for example, of two magnets oriented so that they repel each other: when one moves toward the other, the second moves away before the first one touches it.

The y component equation of momentum conservation is then

$$p_{Ay} + p_{By} = p'_{Ay} + p'_{By}$$

or

$$0 = m_A v'_A \sin \theta'_A + m_B v'_B \sin \theta'_B. \quad (7-8b)$$

When we have two independent equations, we can solve for two unknowns at most.

EXAMPLE 7-11 Billiard ball collision in 2-D. Billiard ball A moving with speed $v_A = 3.0$ m/s in the $+x$ direction (Fig. 7-19) strikes an equal-mass ball B initially at rest. The two balls are observed to move off at 45° to the x axis, ball A above the x axis and ball B below. That is, $\theta'_A = 45^\circ$ and $\theta'_B = -45^\circ$ in Fig. 7-19. What are the speeds of the two balls after the collision?

APPROACH There is no net external force on our system of two balls, assuming the table is level (the normal force balances gravity). Thus momentum conservation applies, and we apply it to both the x and y components using the xy coordinate system shown in Fig. 7-19. We get two equations, and we have two unknowns, v'_A and v'_B . From symmetry we might guess that the two balls have the same speed. But let us not assume that now. Even though we are not told whether the collision is elastic or inelastic, we can still use conservation of momentum.

SOLUTION We apply conservation of momentum for the x and y components, Eqs. 7-8a and b, and we solve for v'_A and v'_B . We are given $m_A = m_B (= m)$, so

$$\text{(for } x) \quad mv_A = mv'_A \cos(45^\circ) + mv'_B \cos(-45^\circ)$$

and

$$\text{(for } y) \quad 0 = mv'_A \sin(45^\circ) + mv'_B \sin(-45^\circ).$$

The m 's cancel out in both equations (the masses are equal). The second equation yields [recall from trigonometry that $\sin(-\theta) = -\sin \theta$]:

$$v'_B = -v'_A \frac{\sin(45^\circ)}{\sin(-45^\circ)} = -v'_A \left(\frac{\sin 45^\circ}{-\sin 45^\circ} \right) = v'_A.$$

So they do have equal speeds as we guessed at first. The x component equation gives [recall that $\cos(-\theta) = \cos \theta$]:

$$v_A = v'_A \cos(45^\circ) + v'_B \cos(45^\circ) = 2v'_A \cos(45^\circ);$$

solving for v'_A (which also equals v'_B) gives

$$v'_A = \frac{v_A}{2 \cos(45^\circ)} = \frac{3.0 \text{ m/s}}{2(0.707)} = 2.1 \text{ m/s}.$$

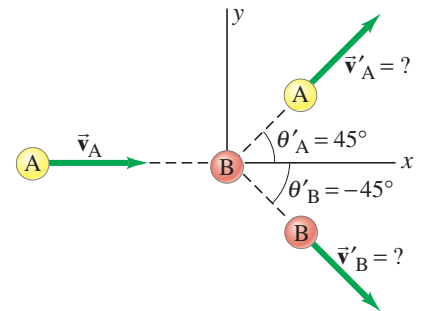


FIGURE 7-19 Example 7-11.

If we know that a collision is elastic, we can also apply conservation of kinetic energy and obtain a third equation in addition to Eqs. 7-8a and b:

$$KE_A + KE_B = KE'_A + KE'_B$$

or, for the collision shown in Fig. 7-18 or 7-19 (where $KE_B = 0$),

$$\frac{1}{2} m_A v_A^2 = \frac{1}{2} m_A v'^2_A + \frac{1}{2} m_B v'^2_B. \quad [\text{elastic collision}] \quad (7-8c)$$

If the collision is elastic, we have three independent equations and can solve for three unknowns. If we are given m_A , m_B , v_A (and v_B , if it is not zero), we cannot, for example, predict the final variables, v'_A , v'_B , θ'_A , and θ'_B , because there are four of them. However, if we measure one of these variables, say θ'_A , then the other three variables (v'_A , v'_B , and θ'_B) are uniquely determined, and we can determine them using Eqs. 7-8a, b, c.

A note of caution: Eq. 7-7 (page 179) does *not* apply for two-dimensional collisions. It works only when a collision occurs along a line.

CAUTION
Equation 7-7 applies only in 1-D

Momentum Conservation and Collisions

1. Choose your **system**. If the situation is complex, think about how you might break it up into separate parts when one or more conservation laws apply.
2. Consider whether a significant **net external force** acts on your chosen system; if it does, be sure the time interval Δt is so short that the effect on momentum is negligible. That is, the forces that act between the interacting objects must be the only significant ones if momentum conservation is to be used. [Note: If this is valid for a portion of the problem, you can use momentum conservation only for that portion.]
3. Draw a **diagram** of the initial situation, just before the interaction (collision, explosion) takes place, and represent the momentum of each object with an arrow and a label. Do the same for the final situation, just after the interaction.
4. Choose a **coordinate system** and “+” and “-” directions. (For a head-on collision, you will need

only an x axis.) It is often convenient to choose the $+x$ axis in the direction of one object’s initial velocity.

5. Apply the **momentum conservation** equation(s):

$$\text{total initial momentum} = \text{total final momentum.}$$

You have one equation for each component (x, y, z): only one equation for a head-on collision. [Don’t forget that it is the *total* momentum of the system that is conserved, not the momenta of individual objects.]

6. If the collision is elastic, you can also write down a **conservation of kinetic energy** equation:

$$\text{total initial KE} = \text{total final KE.}$$


[Alternatively, you could use Eq. 7-7:

$$v_A - v_B = v'_B - v'_A,$$

if the collision is one dimensional (head-on).]

7. Solve for the **unknown(s)**.

8. **Check** your work, check the units, and ask yourself whether the results are reasonable.



7-8 Center of Mass (CM)

Momentum is a powerful concept not only for analyzing collisions but also for analyzing the translational motion of real extended objects. Until now, whenever we have dealt with the motion of an extended object (that is, an object that has size), we have assumed that it could be approximated as a point particle or that it undergoes only translational motion. Real extended objects, however, can undergo rotational and other types of motion as well. For example, the diver in Fig. 7-20a undergoes only translational motion (all parts of the object follow the same path), whereas the diver in Fig. 7-20b undergoes both translational and rotational motion. We will refer to motion that is not pure translation as *general motion*.

Observations indicate that even if an object rotates, or several parts of a system of objects move relative to one another, there is one point that moves in the same path that a particle would move if subjected to the same net force. This point is called the **center of mass** (abbreviated CM). The general motion of an extended object (or system of objects) can be considered as *the sum of the translational motion of the CM, plus rotational, vibrational, or other types of motion about the CM*.

As an example, consider the motion of the center of mass of the diver in Fig. 7-20; the CM follows a parabolic path even when the diver rotates, as shown in Fig. 7-20b. This is the same parabolic path that a projected particle follows when acted on only by the force of gravity (projectile motion, Chapter 3). Other points in the rotating diver’s body, such as her feet or head, follow more complicated paths.

FIGURE 7-20 The motion of the diver is pure translation in (a), but is translation plus rotation in (b). The black dot represents the diver’s CM at each moment.

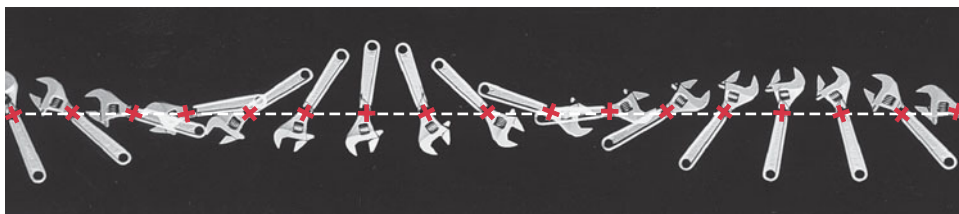


FIGURE 7-21 Translation plus rotation: a wrench moving over a smooth horizontal surface. The CM, marked with a red cross, moves in a straight line because no net force acts on the wrench.

Figure 7-21 shows a wrench acted on by zero net force, translating and rotating along a horizontal surface. Note that its CM, marked by a red cross, moves in a straight line, as shown by the dashed white line.

We will show in Section 7-10 that the important properties of the CM follow from Newton's laws if the CM is defined in the following way. We can consider any extended object as being made up of many tiny particles. But first we consider a system made up of only two particles (or small objects), of masses m_A and m_B . We choose a coordinate system so that both particles lie on the x axis at positions x_A and x_B , Fig. 7-22. The center of mass of this system is defined to be at the position x_{CM} , given by

$$x_{CM} = \frac{m_A x_A + m_B x_B}{m_A + m_B} = \frac{m_A x_A + m_B x_B}{M},$$

where $M = m_A + m_B$ is the total mass of the system. The center of mass lies on the line joining m_A and m_B . If the two masses are equal ($m_A = m_B = m$), then x_{CM} is midway between them, because in this case

$$x_{CM} = \frac{m(x_A + x_B)}{2m} = \frac{(x_A + x_B)}{2}.$$

If one mass is greater than the other, then the CM is closer to the larger mass.

If there are more than two particles along a line, there will be additional terms:

$$x_{CM} = \frac{m_A x_A + m_B x_B + m_C x_C + \cdots}{m_A + m_B + m_C + \cdots} = \frac{m_A x_A + m_B x_B + m_C x_C + \cdots}{M}, \quad (7-9a)$$

where M is the total mass of all the particles.

FIGURE 7-22 The center of mass of a two-particle system lies on the line joining the two masses. Here $m_A > m_B$, so the CM is closer to m_A than to m_B .

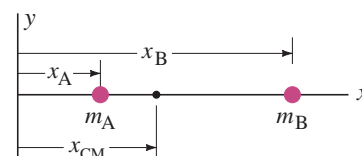
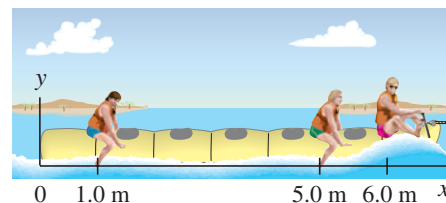


FIGURE 7-23 Example 7-12.



EXAMPLE 7-12 **CM of three guys on a raft.** On a lightweight (air-filled) “banana boat,” three people of roughly equal mass m sit along the x axis at positions $x_A = 1.0$ m, $x_B = 5.0$ m, and $x_C = 6.0$ m, measured from the left-hand end as shown in Fig. 7-23. Find the position of the CM. Ignore the mass of the boat.

APPROACH We are given the mass and location of the three people, so we use three terms in Eq. 7-9a. We approximate each person as a point particle. Equivalently, the location of each person is the position of that person's own CM.

SOLUTION We use Eq. 7-9a with three terms:

$$\begin{aligned} x_{CM} &= \frac{m x_A + m x_B + m x_C}{m + m + m} = \frac{m(x_A + x_B + x_C)}{3m} \\ &= \frac{(1.0 \text{ m} + 5.0 \text{ m} + 6.0 \text{ m})}{3} = \frac{12.0 \text{ m}}{3} = 4.0 \text{ m}. \end{aligned}$$

The CM is 4.0 m from the left-hand end of the boat.

EXERCISE G Calculate the CM of the three people in Example 7-12, taking the origin at the driver ($x_C = 0$) on the right. Is the physical location of the CM the same?

Note that the coordinates of the CM depend on the reference frame or coordinate system chosen. But the physical location of the CM is independent of that choice.

If the particles are spread out in two or three dimensions, then we must specify not only the x coordinate of the CM (x_{CM}), but also the y and z coordinates, which will be given by formulas like Eq. 7-9a. For example, the y coordinate of the CM will be

$$y_{CM} = \frac{m_A y_A + m_B y_B + \cdots}{m_A + m_B + \cdots} = \frac{m_A y_A + m_B y_B + \cdots}{M} \quad (7-9b)$$

where M is the total mass of all the particles.

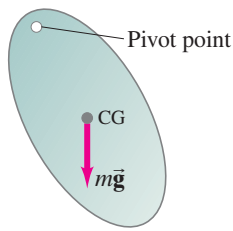
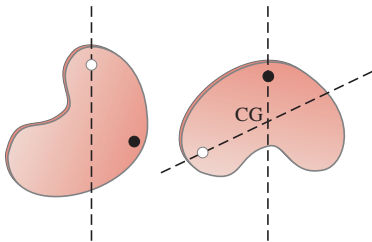


FIGURE 7-24 The force of gravity, considered to act at the CG, causes this object to rotate about the pivot point; if the CG were on a vertical line directly below the pivot, the object would remain at rest.

FIGURE 7-25 Finding the CG.



A concept similar to *center of mass* is **center of gravity** (CG). An object's CG is that point at which the force of gravity can be considered to act. The force of gravity actually acts on *all* the different parts or particles of an object, but for purposes of determining the translational motion of an object as a whole, we can assume that the entire weight of the object (which is the sum of the weights of all its parts) acts at the CG. There is a conceptual difference between the center of gravity and the center of mass, but for nearly all practical purposes, they are at the same point.[†]

It is often easier to determine the CM or CG of an extended object experimentally rather than analytically. If an object is suspended from any point, it will swing (Fig. 7-24) due to the force of gravity on it, unless it is placed so its CG lies on a vertical line directly below the point from which it is suspended. If the object is two dimensional, or has a plane of symmetry, it need only be hung from two different pivot points and the respective vertical (plumb) lines drawn. Then the center of gravity will be at the intersection of the two lines, as in Fig. 7-25. If the object doesn't have a plane of symmetry, the CG with respect to the third dimension is found by suspending the object from at least three points whose plumb lines do not lie in the same plane.

For symmetrically shaped objects such as uniform cylinders (wheels), spheres, and rectangular solids, the CM is located at the geometric center of the object.

To locate the center of mass of a group of extended objects, we can use Eqs. 7-9, where the m 's are the masses of these objects and the x 's, y 's, and z 's are the coordinates of the CM of each of the objects.

*7-9 CM for the Human Body

For a group of extended objects, each of whose CM is known, we can find the CM of the group using Eqs. 7-9a and b. As an example, we consider the human body. Table 7-1 indicates the CM and hinge points (joints) for the different components of a "representative" person. Of course, there are wide variations among people, so these data represent only a very rough average. The numbers represent a *percentage* of the total height, which is regarded as 100 units; similarly, the total mass is 100 units. For example, if a person is 1.70 m tall, his or her shoulder joint would be $(1.70 \text{ m})(81.2/100) = 1.38 \text{ m}$ above the floor.

TABLE 7-1 Center of Mass of Parts of Typical Human Body, given as %
(full height and mass = 100 units)

Distance of Hinge Points from Floor (%)	Hinge Points (•) (Joints)	Center of Mass (×) (% Height Above Floor)	Percent Mass
91.2%	Base of skull on spine	Head	6.9%
81.2%	Shoulder joint	Trunk and neck	46.1%
	elbow 62.2% [‡]	Upper arms	6.6%
	wrist 46.2% [‡]	Lower arms	4.2%
52.1%	Hip joint	Hands	1.7%
		Upper legs (thighs)	21.5%
28.5%	Knee joint	Lower legs	9.6%
4.0%	Ankle joint	Feet	3.4%
		Body CM =	58.0%
			100.0%

[‡] For arm hanging vertically.

[†]There would be a difference between the CM and CG only in the unusual case of an object so large that the acceleration due to gravity, g , was different at different parts of the object.

EXAMPLE 7-13 A leg's CM. Determine the position of the CM of a whole leg (a) when stretched out, and (b) when bent at 90°. See Fig. 7-26. Assume the person is 1.70 m tall.

APPROACH Our system consists of three objects: upper leg, lower leg, and foot. The location of the CM of each object, as well as the mass of each, is given in Table 7-1, where they are expressed in percentage units. To express the results in meters, these percentage values need to be multiplied by (1.70 m/100). When the leg is stretched out, the problem is one dimensional and we can solve for the x coordinate of the CM. When the leg is bent, the problem is two dimensional and we need to find both the x and y coordinates.

SOLUTION (a) We determine the distances from the hip joint using Table 7-1 and obtain the numbers (%) shown in Fig. 7-26a. Using Eq. 7-9a, we obtain (ul = upper leg, etc.)

$$\begin{aligned} x_{\text{CM}} &= \frac{m_{ul}x_{ul} + m_{ll}x_{ll} + m_f x_f}{m_{ul} + m_{ll} + m_f} \\ &= \frac{(21.5)(9.6) + (9.6)(33.9) + (3.4)(50.3)}{21.5 + 9.6 + 3.4} = 20.4 \text{ units.} \end{aligned}$$

Thus, the center of mass of the leg and foot is 20.4 units from the hip joint, or $52.1 - 20.4 = 31.7$ units from the base of the foot. Since the person is 1.70 m tall, this is $(1.70 \text{ m})(31.7/100) = 0.54 \text{ m}$ above the bottom of the foot.

(b) We use an xy coordinate system, as shown in Fig. 7-26b. First, we calculate how far to the right of the hip joint the CM lies, accounting for all three parts:

$$x_{\text{CM}} = \frac{(21.5)(9.6) + (9.6)(23.6) + (3.4)(23.6)}{21.5 + 9.6 + 3.4} = 14.9 \text{ units.}$$

For our 1.70-m-tall person, this is $(1.70 \text{ m})(14.9/100) = 0.25 \text{ m}$ from the hip joint. Next, we calculate the distance, y_{CM} , of the CM above the floor:

$$y_{\text{CM}} = \frac{(3.4)(1.8) + (9.6)(18.2) + (21.5)(28.5)}{3.4 + 9.6 + 21.5} = 23.0 \text{ units,}$$

or $(1.70 \text{ m})(23.0/100) = 0.39 \text{ m}$. Thus, the CM is located 39 cm above the floor and 25 cm to the right of the hip joint.

NOTE The CM lies outside the body in (b).

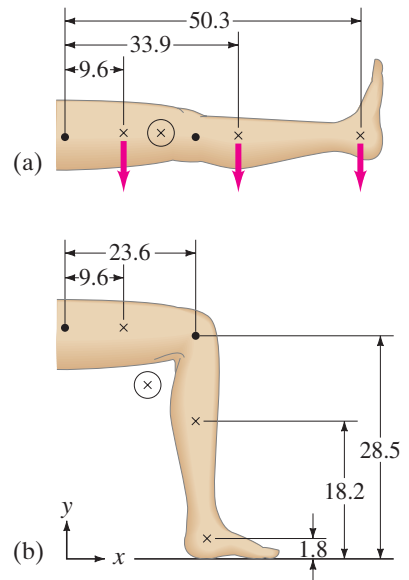


FIGURE 7-26 Example 7-13: finding the CM of a leg in two different positions using percentages from Table 7-1. (⊗ represents the calculated CM.)

FIGURE 7-27 A high jumper's CM may actually pass beneath the bar.



PHYSICS APPLIED
The high jump

*7-10 CM and Translational Motion

As mentioned in Section 7-8, a major reason for the importance of the concept of center of mass is that the motion of the CM for a system of particles (or an extended object) is directly related to the net force acting on the system as a whole. We now show this, taking the simple case of one-dimensional motion (x direction) and only three particles, but the extension to more objects and to three dimensions follows the same reasoning.

Suppose the three particles lie on the x axis and have masses m_A , m_B , m_C , and positions x_A , x_B , x_C . From Eq. 7–9a for the center of mass, we can write

$$Mx_{\text{CM}} = m_A x_A + m_B x_B + m_C x_C,$$

where $M = m_A + m_B + m_C$ is the total mass of the system. If these particles are in motion (say, along the x axis with velocities v_A , v_B , and v_C , respectively), then in a short time interval Δt each particle and the CM will have traveled a distance $\Delta x = v\Delta t$, so that

$$Mv_{\text{CM}} \Delta t = m_A v_A \Delta t + m_B v_B \Delta t + m_C v_C \Delta t.$$

We cancel Δt and get

$$Mv_{\text{CM}} = m_A v_A + m_B v_B + m_C v_C. \quad (7-10)$$

Since $m_A v_A + m_B v_B + m_C v_C$ is the sum of the momenta of the particles of the system, it represents the *total momentum* of the system. Thus we see from Eq. 7–10 that *the total (linear) momentum of a system of particles is equal to the product of the total mass M and the velocity of the center of mass of the system.* Or, *the linear momentum of an extended object is the product of the object's mass and the velocity of its CM.*

If forces are acting on the particles, then the particles may be accelerating. In a short time interval Δt , each particle's velocity will change by an amount $\Delta v = a \Delta t$. If we use the same reasoning as we did to obtain Eq. 7–10, we find

$$Ma_{\text{CM}} = m_A a_A + m_B a_B + m_C a_C.$$

According to Newton's second law, $m_A a_A = F_A$, $m_B a_B = F_B$, and $m_C a_C = F_C$, where F_A , F_B , and F_C are the net forces on the three particles, respectively. Thus we get for the system as a whole $Ma_{\text{CM}} = F_A + F_B + F_C$, or

NEWTON'S SECOND LAW
(for a system)

$$Ma_{\text{CM}} = F_{\text{net}}. \quad (7-11)$$

That is, *the sum of all the forces acting on the system is equal to the total mass of the system times the acceleration of its center of mass.* This is **Newton's second law** for a system of particles. It also applies to an extended object (which can be thought of as a collection of particles). Thus the center of mass of a system of particles (or of an object) with total mass M moves as if all its mass were concentrated at the center of mass and all the external forces acted at that point. We can thus treat the *translational motion* of any object or system of objects as the motion of a particle (see Figs. 7–20 and 7–21). This result simplifies our analysis of the motion of complex systems and extended objects. Although the motion of various parts of the system may be complicated, we may often be satisfied with knowing the motion of the center of mass. This result also allows us to solve certain types of problems very easily, as illustrated by the following Example.

CONCEPTUAL EXAMPLE 7-14 **A two-stage rocket.** A rocket is shot into the air as shown in Fig. 7–28. At the moment the rocket reaches its highest point, a horizontal distance d from its starting point, a prearranged explosion separates it into two parts of equal mass. Part I is stopped in midair by the explosion, and it falls vertically to Earth. Where does part II land? Assume $\vec{g} = \text{constant}$.

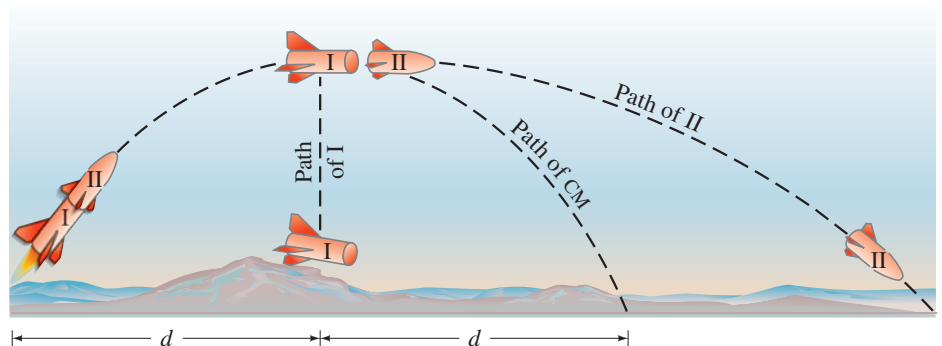


FIGURE 7–28 Example 7–14.

RESPONSE After the rocket is fired, the path of the CM of the system continues to follow the parabolic trajectory of a projectile acted on by only a constant gravitational force. The CM will thus land at a point $2d$ from the starting point. Since the masses of I and II are equal, the CM must be midway between them at any time. Therefore, part II lands a distance $3d$ from the starting point.

NOTE If part I had been given a kick up or down, instead of merely falling, the solution would have been more complicated.

EXERCISE H A woman stands up in a rowboat and walks from one end of the boat to the other. How does the boat move, as seen from the shore?

An interesting application is the discovery of nearby stars (see Section 5–8) that seem to “wobble.” What could cause such a wobble? It could be that a planet orbits the star, and each exerts a gravitational force on the other. The planets are too small and too far away to be observed directly by telescopes. But the slight wobble in the motion of the star suggests that both the planet and the star (its sun) orbit about their mutual center of mass, and hence the star appears to have a wobble. Irregularities in the star’s motion can be measured to high accuracy, yielding information on the size of the planets’ orbits and their masses. See Fig. 5–30 in Chapter 5.



Summary

The **linear momentum**, \vec{p} , of an object is defined as the product of its mass times its velocity,

$$\vec{p} = m\vec{v}. \quad (7-1)$$

In terms of momentum, **Newton’s second law** can be written as

$$\Sigma \vec{F} = \frac{\Delta \vec{p}}{\Delta t}. \quad (7-2)$$

That is, the rate of change of momentum of an object equals the net force exerted on it.

When the net external force on a system of objects is zero, the total momentum remains constant. This is the **law of conservation of momentum**. Stated another way, the total momentum of an isolated system of objects remains constant.

The law of conservation of momentum is very useful in dealing with **collisions**. In a collision, two (or more) objects interact with each other over a very short time interval, and the force each exerts on the other during this time interval is very large compared to any other forces acting.

The **impulse** delivered by a force on an object is defined as

$$\text{Impulse} = \vec{F} \Delta t, \quad (7-5)$$

where \vec{F} is the average force acting during the (usually very short) time interval Δt . The impulse is equal to the change in momentum of the object:

$$\text{Impulse} = \vec{F} \Delta t = \Delta \vec{p}. \quad (7-4)$$

Total momentum is conserved in *any* collision as long as any net external force is zero or negligible. If $m_A \vec{v}_A$ and $m_B \vec{v}_B$ are the momenta of two objects before the collision and $m_A \vec{v}'_A$

and $m_B \vec{v}'_B$ are their momenta after, then momentum conservation tells us that

$$m_A \vec{v}_A + m_B \vec{v}_B = m_A \vec{v}'_A + m_B \vec{v}'_B \quad (7-3)$$

for this two-object system.

Total energy is also conserved. But this may not be helpful unless kinetic energy is conserved, in which case the collision is called an **elastic collision** and we can write

$$\frac{1}{2} m_A v_A^2 + \frac{1}{2} m_B v_B^2 = \frac{1}{2} m_A v_A'^2 + \frac{1}{2} m_B v_B'^2. \quad (7-6)$$

If kinetic energy is not conserved, the collision is called **inelastic**. Macroscopic collisions are generally inelastic. A **completely inelastic** collision is one in which the colliding objects stick together after the collision.

The **center of mass** (CM) of an extended object (or group of objects) is that point at which the net force can be considered to act, for purposes of determining the translational motion of the object as a whole. The x component of the CM for objects with mass m_A , m_B , ..., is given by

$$x_{\text{CM}} = \frac{m_A x_A + m_B x_B + \cdots}{m_A + m_B + \cdots}. \quad (7-9a)$$

[*The center of mass of a system of total mass M moves in the same path that a particle of mass M would move if subjected to the same net external force. In equation form, this is Newton’s second law for a system of particles (or extended objects):

$$M a_{\text{CM}} = F_{\text{net}} \quad (7-11)$$

where M is the total mass of the system, a_{CM} is the acceleration of the CM of the system, and F_{net} is the total (net) external force acting on all parts of the system.]

Questions

1. We claim that momentum is conserved. Yet most moving objects eventually slow down and stop. Explain.
2. A light object and a heavy object have the same kinetic energy. Which has the greater momentum? Explain.
3. When a person jumps from a tree to the ground, what happens to the momentum of the person upon striking the ground?
4. When you release an inflated but untied balloon, why does it fly across the room?
5. Explain, on the basis of conservation of momentum, how a fish propels itself forward by swishing its tail back and forth.
6. Two children float motionlessly in a space station. The 20-kg girl pushes on the 40-kg boy and he sails away at 1.0 m/s. The girl (a) remains motionless; (b) moves in the same direction at 1.0 m/s; (c) moves in the opposite direction at 1.0 m/s; (d) moves in the opposite direction at 2.0 m/s; (e) none of these.
7. According to Eq. 7-4, the longer the impact time of an impulse, the smaller the force can be for the same momentum change, and hence the smaller the deformation of the object on which the force acts. On this basis, explain the value of air bags, which are intended to inflate during an automobile collision and reduce the possibility of fracture or death.
8. If a falling ball were to make a perfectly elastic collision with the floor, would it rebound to its original height? Explain.
9. A boy stands on the back of a rowboat and dives into the water. What happens to the boat as he leaves it? Explain.
10. It is said that in ancient times a rich man with a bag of gold coins was stranded on the surface of a frozen lake. Because the ice was frictionless, he could not push himself to shore and froze to death. What could he have done to save himself had he not been so miserly?
11. The speed of a tennis ball on the return of a serve can be just as fast as the serve, even though the racket isn't swung very fast. How can this be?
12. Is it possible for an object to receive a larger impulse from a small force than from a large force? Explain.
13. In a collision between two cars, which would you expect to be more damaging to the occupants: if the cars collide and remain together, or if the two cars collide and rebound backward? Explain.
14. A very elastic "superball" is dropped from a height h onto a hard steel plate (fixed to the Earth), from which it rebounds at very nearly its original speed. (a) Is the momentum of the ball conserved during any part of this process? (b) If we consider the ball and the Earth as our system, during what parts of the process is momentum conserved? (c) Answer part (b) for a piece of putty that falls and sticks to the steel plate.
15. Cars used to be built as rigid as possible to withstand collisions. Today, though, cars are designed to have "crumple zones" that collapse upon impact. What is the advantage of this new design?
16. At a hydroelectric power plant, water is directed at high speed against turbine blades on an axle that turns an electric generator. For maximum power generation, should the turbine blades be designed so that the water is brought to a dead stop, or so that the water rebounds?
17. A squash ball hits a wall at a 45° angle as shown in Fig. 7-29. What is the direction (a) of the change in momentum of the ball, (b) of the force on the wall?

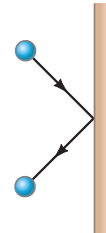


FIGURE 7-29 Question 17.

18. Why can a batter hit a pitched baseball farther than a ball he himself has tossed up in the air?
19. Describe a collision in which all kinetic energy is lost.
20. If a 20-passenger plane is not full, sometimes passengers are told they must sit in certain seats and may not move to empty seats. Why might this be?
21. Why do you tend to lean backward when carrying a heavy load in your arms?
22. Why is the CM of a 1-m length of pipe at its midpoint, whereas this is not true for your arm or leg?
23. How can a rocket change direction when it is far out in space and essentially in a vacuum?
24. Bob and Jim decide to play tug-of-war on a frictionless (icy) surface. Jim is considerably stronger than Bob, but Bob weighs 160 lb whereas Jim weighs 145 lb. Who loses by crossing over the midline first? Explain.
- *25. In one type of nuclear radioactive decay, an electron and a recoil nucleus are emitted but often do not separate along the same line. Use conservation of momentum in two dimensions to explain why this implies the emission of at least one other particle (it came to be called a "neutrino").
- *26. Show on a diagram how your CM shifts when you move from a lying position to a sitting position.
- *27. If only an external force can change the momentum of the center of mass of an object, how can the internal force of the engine accelerate a car?
- *28. A rocket following a parabolic path through the air suddenly explodes into many pieces. What can you say about the motion of this system of pieces?

MisConceptual Questions

- A truck going 15 km/h has a head-on collision with a small car going 30 km/h. Which statement best describes the situation?
 - The truck has the greater change of momentum because it has the greater mass.
 - The car has the greater change of momentum because it has the greater speed.
 - Neither the car nor the truck changes its momentum in the collision because momentum is conserved.
 - They both have the same change in magnitude of momentum because momentum is conserved.
 - None of the above is necessarily true.
- A small boat coasts at constant speed under a bridge. A heavy sack of sand is dropped from the bridge onto the boat. The speed of the boat
 - increases.
 - decreases.
 - does not change.
 - Without knowing the mass of the boat and the sand, we can't tell.
- Two identical billiard balls traveling at the same speed have a head-on collision and rebound. If the balls had twice the mass, but maintained the same size and speed, how would the rebound be different?
 - At a higher speed.
 - At slower speed.
 - No difference.
- An astronaut is a short distance away from her space station without a tether rope. She has a large wrench. What should she do with the wrench to move toward the space station?
 - Throw it directly away from the space station.
 - Throw it directly toward the space station.
 - Throw it toward the station without letting go of it.
 - Throw it parallel to the direction of the station's orbit.
 - Throw it opposite to the direction of the station's orbit.
- The space shuttle, in circular orbit around the Earth, collides with a small asteroid which ends up in the shuttle's storage bay. For this collision,
 - only momentum is conserved.
 - only kinetic energy is conserved.
 - both momentum and kinetic energy are conserved.
 - neither momentum nor kinetic energy is conserved.
- A golf ball and an equal-mass bean bag are dropped from the same height and hit the ground. The bean bag stays on the ground while the golf ball rebounds. Which experiences the greater impulse from the ground?
 - The golf ball.
 - The bean bag.
 - Both the same.
 - Not enough information.
- You are lying in bed and want to shut your bedroom door. You have a bouncy "superball" and a blob of clay, both with the same mass. Which one would be more effective to throw at your door to close it?
 - The superball.
 - The blob of clay.
 - Both the same.
 - Neither will work.
- A baseball is pitched horizontally toward home plate with a velocity of 110 km/h. In which of the following scenarios does the baseball have the largest change in momentum?
 - The catcher catches the ball.
 - The ball is popped straight up at a speed of 110 km/h.
 - The baseball is hit straight back to the pitcher at a speed of 110 km/h.
 - Scenarios (a) and (b) have the same change in momentum.
 - Scenarios (a), (b), and (c) have the same change in momentum.
- A small car and a heavy pickup truck are both out of gas. The truck has twice the mass of the car. After you push both the car and the truck for the *same amount of time* with the same force, what can you say about the momentum and kinetic energy (KE) of the car and the truck? Ignore friction.
 - They have the same momentum and the same KE.
 - The car has more momentum and more KE than the truck.
 - The truck has more momentum and more KE than the car.
 - They have the same momentum, but the car has more kinetic energy than the truck.
 - They have the same kinetic energy, but the truck has more momentum than the car.
- Choose the best answer in the previous Question (# 9) but now assume that you push both the car and the truck for the *same distance* with the same force. [Hint: See also Chapter 6.]
- A railroad tank car contains milk and rolls at a constant speed along a level track. The milk begins to leak out the bottom. The car then
 - slows down.
 - speeds up.
 - maintains a constant speed.
 - Need more information about the rate of the leak.
- A bowling ball hangs from a 1.0-m-long cord, Fig. 7–30:
 - A 200-gram putty ball moving 5.0 m/s hits the bowling ball and sticks to it, causing the bowling ball to swing up;
 - a 200-gram rubber ball moving 5.0 m/s hits the bowling ball and bounces straight back at nearly 5.0 m/s, causing the bowling ball to swing up. Describe what happens.
 - The bowling ball swings up by the same amount in both (i) and (ii).
 - The ball swings up farther in (i) than in (ii).
 - The ball swings up farther in (ii) than in (i).
 - Not enough information is given; we need the contact time between the rubber ball and the bowling ball.

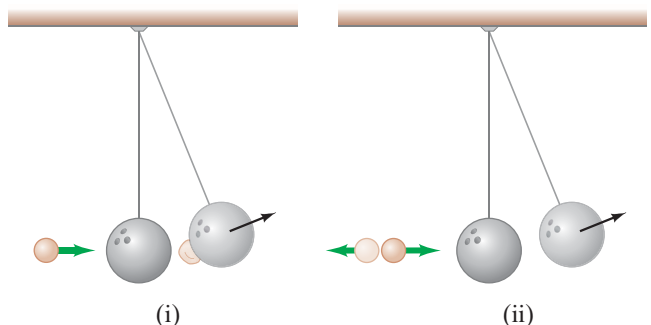


FIGURE 7–30 MisConceptual Question 12.



Problems

7-1 and 7-2 Momentum and Its Conservation

- (I) What is the magnitude of the momentum of a 28-g sparrow flying with a speed of 8.4 m/s?
- (I) A constant friction force of 25 N acts on a 65-kg skier for 15 s on level snow. What is the skier's change in velocity?
- (I) A 7150-kg railroad car travels alone on a level frictionless track with a constant speed of 15.0 m/s. A 3350-kg load, initially at rest, is dropped onto the car. What will be the car's new speed?
- (I) A 110-kg tackler moving at 2.5 m/s meets head-on (and holds on to) an 82-kg halfback moving at 5.0 m/s. What will be their mutual speed immediately after the collision?
- (II) Calculate the force exerted on a rocket when the propelling gases are being expelled at a rate of 1300 kg/s with a speed of 4.5×10^4 m/s.
- (II) A 7700-kg boxcar traveling 14 m/s strikes a second car at rest. The two stick together and move off with a speed of 5.0 m/s. What is the mass of the second car?
- (II) A child in a boat throws a 5.30-kg package out horizontally with a speed of 10.0 m/s, Fig. 7-31. Calculate the velocity of the boat immediately after, assuming it was initially at rest. The mass of the child is 24.0 kg and the mass of the boat is 35.0 kg.




FIGURE 7-31
Problem 7.

- (II) An atomic nucleus at rest decays radioactively into an alpha particle and a different nucleus. What will be the speed of this recoiling nucleus if the speed of the alpha particle is 2.8×10^5 m/s? Assume the recoiling nucleus has a mass 57 times greater than that of the alpha particle.
- (II) An atomic nucleus initially moving at 320 m/s emits an alpha particle in the direction of its velocity, and the remaining nucleus slows to 280 m/s. If the alpha particle has a mass of 4.0 u and the original nucleus has a mass of 222 u, what speed does the alpha particle have when it is emitted?
- (II) An object at rest is suddenly broken apart into two fragments by an explosion. One fragment acquires twice the kinetic energy of the other. What is the ratio of their masses?
- (II) A 22-g bullet traveling 240 m/s penetrates a 2.0-kg block of wood and emerges going 150 m/s. If the block is stationary on a frictionless surface when hit, how fast does it move after the bullet emerges?
- (III) A 0.145-kg baseball pitched horizontally at 27.0 m/s strikes a bat and pops straight up to a height of 31.5 m. If the contact time between bat and ball is 2.5 ms, calculate the average force between the ball and bat during contact.
- (III) Air in a 120-km/h wind strikes head-on the face of a building 45 m wide by 75 m high and is brought to rest. If air has a mass of 1.3 kg per cubic meter, determine the average force of the wind on the building.

- (III) A 725-kg two-stage rocket is traveling at a speed of 6.60×10^3 m/s away from Earth when a predesigned explosion separates the rocket into two sections of equal mass that then move with a speed of 2.80×10^3 m/s relative to each other along the original line of motion. (a) What is the speed and direction of each section (relative to Earth) after the explosion? (b) How much energy was supplied by the explosion? [Hint: What is the change in kinetic energy as a result of the explosion?]

7-3 Collisions and Impulse

- (I) A 0.145-kg baseball pitched at 31.0 m/s is hit on a horizontal line drive straight back at the pitcher at 46.0 m/s. If the contact time between bat and ball is 5.00×10^{-3} s, calculate the force (assumed to be constant) between the ball and bat.
- (II) A golf ball of mass 0.045 kg is hit off the tee at a speed of 38 m/s. The golf club was in contact with the ball for 3.5×10^{-3} s. Find (a) the impulse imparted to the golf ball, and (b) the average force exerted on the ball by the golf club.
- (II) A 12-kg hammer strikes a nail at a velocity of 7.5 m/s and comes to rest in a time interval of 8.0 ms. (a) What is the impulse given to the nail? (b) What is the average force acting on the nail?
- (II) A tennis ball of mass $m = 0.060$ kg and speed $v = 28$ m/s strikes a wall at a 45° angle and rebounds with the same speed at 45° (Fig. 7-32). What is the impulse (magnitude and direction) given to the ball?

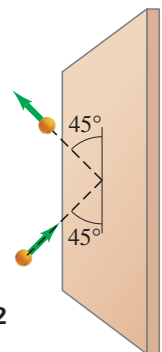


FIGURE 7-32
Problem 18.

- (II) A 125-kg astronaut (including space suit) acquires a speed of 2.50 m/s by pushing off with her legs from a 1900-kg space capsule. (a) What is the change in speed of the space capsule? (b) If the push lasts 0.600 s, what is the average force exerted by each on the other? As the reference frame, use the position of the capsule before the push. (c) What is the kinetic energy of each after the push?
- (II) Rain is falling at the rate of 2.5 cm/h and accumulates in a pan. If the raindrops hit at 8.0 m/s, estimate the force on the bottom of a 1.0-m² pan due to the impacting rain which we assume does not rebound. Water has a mass of 1.00×10^3 kg per m³.
- (II) A 95-kg fullback is running at 3.0 m/s to the east and is stopped in 0.85 s by a head-on tackle by a tackler running due west. Calculate (a) the original momentum of the fullback, (b) the impulse exerted on the fullback, (c) the impulse exerted on the tackler, and (d) the average force exerted on the tackler.
- (II) With what impulse does a 0.50-kg newspaper have to be thrown to give it a velocity of 3.0 m/s?

- *23. (III) Suppose the force acting on a tennis ball (mass 0.060 kg) points in the $+x$ direction and is given by the graph of Fig. 7–33 as a function of time. (a) Use graphical methods (count squares) to estimate the total impulse given the ball. (b) Estimate the velocity of the ball after being struck, assuming the ball is being served so it is nearly at rest initially. [Hint: See Section 6–2.]

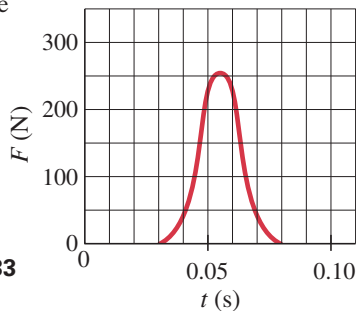


FIGURE 7–33
Problem 23.

24. (III) (a) Calculate the impulse experienced when a 55-kg person lands on firm ground after jumping from a height of 2.8 m. (b) Estimate the average force exerted on the person's feet by the ground if the landing is stiff-legged, and again (c) with bent legs. With stiff legs, assume the body moves 1.0 cm during impact, and when the legs are bent, about 50 cm. [Hint: The average net force on him, which is related to impulse, is the vector sum of gravity and the force exerted by the ground. See Fig. 7–34.] We will see in Chapter 9 that the force in (b) exceeds the ultimate strength of bone (Table 9–2).

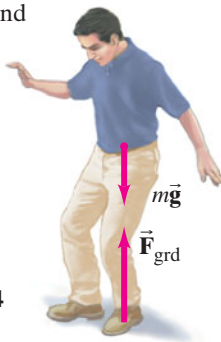


FIGURE 7–34
Problem 24.

7–4 and 7–5 Elastic Collisions

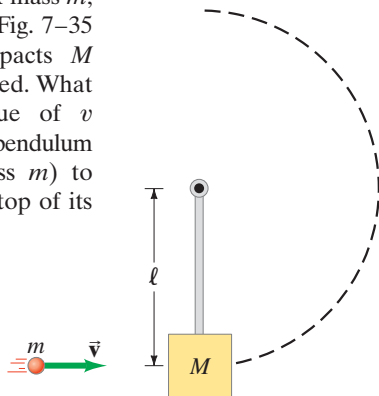
25. (II) A ball of mass 0.440 kg moving east ($+x$ direction) with a speed of 3.80 m/s collides head-on with a 0.220-kg ball at rest. If the collision is perfectly elastic, what will be the speed and direction of each ball after the collision?
26. (II) A 0.450-kg hockey puck, moving east with a speed of 5.80 m/s, has a head-on collision with a 0.900-kg puck initially at rest. Assuming a perfectly elastic collision, what will be the speed and direction of each puck after the collision?
27. (II) A 0.060-kg tennis ball, moving with a speed of 5.50 m/s, has a head-on collision with a 0.090-kg ball initially moving in the same direction at a speed of 3.00 m/s. Assuming a perfectly elastic collision, determine the speed and direction of each ball after the collision.
28. (II) Two billiard balls of equal mass undergo a perfectly elastic head-on collision. If one ball's initial speed was 2.00 m/s, and the other's was 3.60 m/s in the opposite direction, what will be their speeds and directions after the collision?
29. (II) A 0.280-kg croquet ball makes an elastic head-on collision with a second ball initially at rest. The second ball moves off with half the original speed of the first ball. (a) What is the mass of the second ball? (b) What fraction of the original kinetic energy ($\Delta KE/KE$) gets transferred to the second ball?
30. (II) A ball of mass m makes a head-on elastic collision with a second ball (at rest) and rebounds with a speed equal to 0.450 its original speed. What is the mass of the second ball?
31. (II) A ball of mass 0.220 kg that is moving with a speed of 5.5 m/s collides head-on and elastically with another ball initially at rest. Immediately after the collision, the incoming ball bounces backward with a speed of 3.8 m/s. Calculate (a) the velocity of the target ball after the collision, and (b) the mass of the target ball.
32. (II) Determine the fraction of kinetic energy lost by a neutron ($m_1 = 1.01$ u) when it collides head-on and elastically with a target particle at rest which is (a) ${}^1_1\text{H}$ ($m = 1.01$ u); (b) ${}^2_1\text{H}$ (heavy hydrogen, $m = 2.01$ u); (c) ${}^{12}_6\text{C}$ ($m = 12.00$ u); (d) ${}^{208}_{82}\text{Pb}$ (lead, $m = 208$ u).

7–6 Inelastic Collisions

33. (I) In a ballistic pendulum experiment, projectile 1 results in a maximum height h of the pendulum equal to 2.6 cm. A second projectile (of the same mass) causes the pendulum to swing twice as high, $h_2 = 5.2$ cm. The second projectile was how many times faster than the first?
34. (II) (a) Derive a formula for the fraction of kinetic energy lost, $\Delta KE/KE$, in terms of m and M for the ballistic pendulum collision of Example 7–9. (b) Evaluate for $m = 18.0$ g and $M = 380$ g.
35. (II) A 28-g rifle bullet traveling 190 m/s embeds itself in a 3.1-kg pendulum hanging on a 2.8-m-long string, which makes the pendulum swing upward in an arc. Determine the vertical and horizontal components of the pendulum's maximum displacement.
36. (II) An internal explosion breaks an object, initially at rest, into two pieces, one of which has 1.5 times the mass of the other. If 5500 J is released in the explosion, how much kinetic energy does each piece acquire?
37. (II) A 980-kg sports car collides into the rear end of a 2300-kg SUV stopped at a red light. The bumpers lock, the brakes are locked, and the two cars skid forward 2.6 m before stopping. The police officer, estimating the coefficient of kinetic friction between tires and road to be 0.80, calculates the speed of the sports car at impact. What was that speed?
38. (II) You drop a 14-g ball from a height of 1.5 m and it only bounces back to a height of 0.85 m. What was the total impulse on the ball when it hit the floor? (Ignore air resistance.)
39. (II) Car A hits car B (initially at rest and of equal mass) from behind while going 38 m/s. Immediately after the collision, car B moves forward at 15 m/s and car A is at rest. What fraction of the initial kinetic energy is lost in the collision?
40. (II) A wooden block is cut into two pieces, one with three times the mass of the other. A depression is made in both faces of the cut, so that a firecracker can be placed in it with the block reassembled. The reassembled block is set on a rough-surfaced table, and the fuse is lit. When the firecracker explodes inside, the two blocks separate and slide apart. What is the ratio of distances each block travels?
41. (II) A 144-g baseball moving 28.0 m/s strikes a stationary 5.25-kg brick resting on small rollers so it moves without significant friction. After hitting the brick, the baseball bounces straight back, and the brick moves forward at 1.10 m/s. (a) What is the baseball's speed after the collision? (b) Find the total kinetic energy before and after the collision.

42. (III) A pendulum consists of a mass M hanging at the bottom end of a massless rod of length ℓ , which has a frictionless pivot at its top end. A mass m , moving as shown in Fig. 7–35 with velocity v , impacts M and becomes embedded. What is the smallest value of v sufficient to cause the pendulum (with embedded mass m) to swing clear over the top of its arc?

FIGURE 7–35
Problem 42.

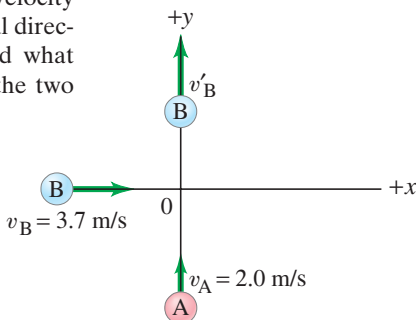


43. (III) A bullet of mass $m = 0.0010$ kg embeds itself in a wooden block with mass $M = 0.999$ kg, which then compresses a spring ($k = 140$ N/m) by a distance $x = 0.050$ m before coming to rest. The coefficient of kinetic friction between the block and table is $\mu = 0.50$. (a) What is the initial velocity (assumed horizontal) of the bullet? (b) What fraction of the bullet's initial kinetic energy is dissipated (in damage to the wooden block, rising temperature, etc.) in the collision between the bullet and the block?

*7–7 Collisions in Two Dimensions

44. (II) Billiard ball A of mass $m_A = 0.120$ kg moving with speed $v_A = 2.80$ m/s strikes ball B, initially at rest, of mass $m_B = 0.140$ kg. As a result of the collision, ball A is deflected off at an angle of 30.0° with a speed $v'_A = 2.10$ m/s. (a) Taking the x axis to be the original direction of motion of ball A, write down the equations expressing the conservation of momentum for the components in the x and y directions separately. (b) Solve these equations for the speed, v_B , and angle, θ_B , of ball B after the collision. Do not assume the collision is elastic.
45. (II) A radioactive nucleus at rest decays into a second nucleus, an electron, and a neutrino. The electron and neutrino are emitted at right angles and have momenta of 9.6×10^{-23} kg·m/s and 6.2×10^{-23} kg·m/s, respectively. Determine the magnitude and the direction of the momentum of the second (recoiling) nucleus.
46. (III) Billiard balls A and B, of equal mass, move at right angles and meet at the origin of an xy coordinate system as shown in Fig. 7–36. Initially ball A is moving along the y axis at $+2.0$ m/s, and ball B is moving to the right along the x axis with speed $+3.7$ m/s. After the collision (assumed elastic), ball B is moving along the positive y axis (Fig. 7–36) with velocity v'_B . What is the final direction of ball A, and what are the speeds of the two balls?

FIGURE 7–36
Problem 46.
(Ball A after the collision is not shown.)



- *47. (III) An atomic nucleus of mass m traveling with speed v collides elastically with a target particle of mass $2m$ (initially at rest) and is scattered at 90° . (a) At what angle does the target particle move after the collision? (b) What are the final speeds of the two particles? (c) What fraction of the initial kinetic energy is transferred to the target particle?
- *48. (III) A neon atom ($m = 20.0$ u) makes a perfectly elastic collision with another atom at rest. After the impact, the neon atom travels away at a 55.6° angle from its original direction and the unknown atom travels away at a -50.0° angle. What is the mass (in u) of the unknown atom? [Hint: You could use the law of sines.]

7–8 Center of Mass (CM)

49. (I) The distance between a carbon atom ($m = 12$ u) and an oxygen atom ($m = 16$ u) in the CO molecule is 1.13×10^{-10} m. How far from the carbon atom is the center of mass of the molecule?
50. (I) Find the center of mass of the three-mass system shown in Fig. 7–37 relative to the 1.00-kg mass.

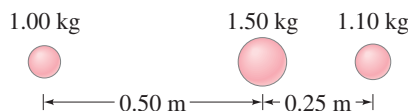


FIGURE 7–37 Problem 50.

51. (II) The CM of an empty 1250-kg car is 2.40 m behind the front of the car. How far from the front of the car will the CM be when two people sit in the front seat 2.80 m from the front of the car, and three people sit in the back seat 3.90 m from the front? Assume that each person has a mass of 65.0 kg.
52. (II) Three cubes, of side ℓ_0 , $2\ell_0$, and $3\ell_0$, are placed next to one another (in contact) with their centers along a straight line as shown in Fig. 7–38. What is the position, along this line, of the CM of this system? Assume the cubes are made of the same uniform material.

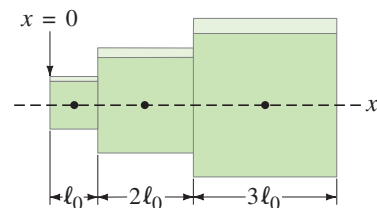


FIGURE 7–38
Problem 52.

53. (II) A (lightweight) pallet has a load of ten identical cases of tomato paste (see Fig. 7–39), each of which is a cube of length ℓ . Find the center of gravity in the horizontal plane, so that the crane operator can pick up the load without tipping it.

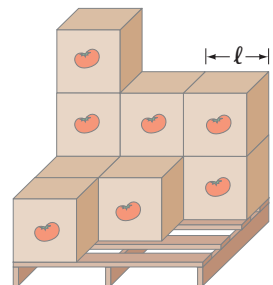


FIGURE 7–39
Problem 53.

54. (III) Determine the CM of the uniform thin L-shaped construction brace shown in Fig. 7–40.

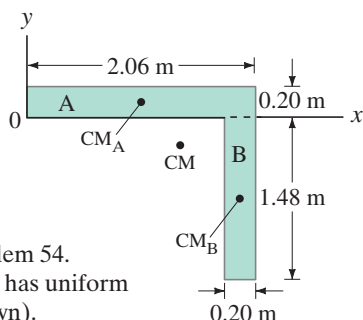


FIGURE 7–40 Problem 54.
This L-shaped object has uniform thickness d (not shown).

55. (III) A uniform circular plate of radius $2R$ has a circular hole of radius R cut out of it. The center C' of the smaller circle is a distance $0.80R$ from the center C of the larger circle, Fig. 7–41. What is the position of the center of mass of the plate? [Hint: Try subtraction.]

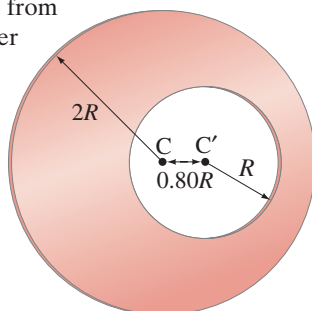


FIGURE 7–41
Problem 55.

*7–9 CM for the Human Body

- *56. (I) Assume that your proportions are the same as those in Table 7–1, and calculate the mass of one of your legs.
- *57. (I) Determine the CM of an outstretched arm using Table 7–1.
- *58. (II) Use Table 7–1 to calculate the position of the CM of an arm bent at a right angle. Assume that the person is 155 cm tall.
- *59. (II) When a high jumper is in a position such that his arms and lower legs are hanging vertically, and his thighs, trunk, and head are horizontal just above the bar, estimate how far below the torso's median line the CM will be. Will this CM be outside the body? Use Table 7–1.
- *60. (III) Repeat Problem 59 assuming the body bends at the hip joint by about 15° . Estimate, using Fig. 7–27 as a model.

*7–10 CM and Translational Motion

- *61. (II) The masses of the Earth and Moon are 5.98×10^{24} kg and 7.35×10^{22} kg, respectively, and their centers are separated by 3.84×10^8 m. (a) Where is the CM of the Earth–Moon system located? (b) What can you say about the motion of the Earth–Moon system about the Sun, and of the Earth and Moon separately about the Sun?
- *62. (II) A mallet consists of a uniform cylindrical head of mass 2.30 kg and a diameter 0.0800 m mounted on a uniform cylindrical handle of mass 0.500 kg and length 0.240 m, as shown in Fig. 7–42. If this mallet is tossed, spinning, into the air, how far above the bottom of the handle is the point that will follow a parabolic trajectory?

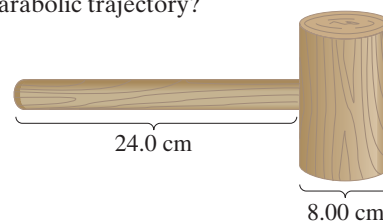


FIGURE 7–42
Problem 62.

- *63. (II) A 52-kg woman and a 72-kg man stand 10.0 m apart on nearly frictionless ice. (a) How far from the woman is their CM? (b) If each holds one end of a rope, and the man pulls on the rope so that he moves 2.5 m, how far from the woman will he be now? (c) How far will the man have moved when he collides with the woman?
- *64. (II) Suppose that in Example 7–14 (Fig. 7–28), $m_{II} = 3m_I$. (a) Where then would m_{II} land? (b) What if $m_I = 3m_{II}$?
- *65. (II) Two people, one of mass 85 kg and the other of mass 55 kg, sit in a rowboat of mass 58 kg. With the boat initially at rest, the two people, who have been sitting at opposite ends of the boat, 3.0 m apart from each other, now exchange seats. How far and in what direction will the boat move?
- *66. (III) A huge balloon and its gondola, of mass M , are in the air and stationary with respect to the ground. A passenger, of mass m , then climbs out and slides down a rope with speed v , measured with respect to the balloon. With what speed and direction (relative to Earth) does the balloon then move? What happens if the passenger stops?

General Problems

67. Two astronauts, one of mass 55 kg and the other 85 kg, are initially at rest together in outer space. They then push each other apart. How far apart are they when the lighter astronaut has moved 12 m?
68. Two asteroids strike head-on: before the collision, asteroid A ($m_A = 7.5 \times 10^{12}$ kg) has velocity 3.3 km/s and asteroid B ($m_B = 1.45 \times 10^{13}$ kg) has velocity 1.4 km/s in the opposite direction. If the asteroids stick together, what is the velocity (magnitude and direction) of the new asteroid after the collision?
69. A ball is dropped from a height of 1.60 m and rebounds to a height of 1.20 m. Approximately how many rebounds will the ball make before losing 90% of its energy?
70. A 4800-kg open railroad car coasts at a constant speed of 7.60 m/s on a level track. Snow begins to fall vertically and fills the car at a rate of 3.80 kg/min. Ignoring friction with the tracks, what is the car's speed after 60.0 min? (See Section 7–2.)
71. Two bumper cars in an amusement park ride collide elastically as one approaches the other directly from the rear (Fig. 7–43). Car A has a mass of 435 kg and car B 495 kg, owing to differences in passenger mass. If car A approaches at 4.50 m/s and car B is moving at 3.70 m/s, calculate (a) their velocities after the collision, and (b) the change in momentum of each.

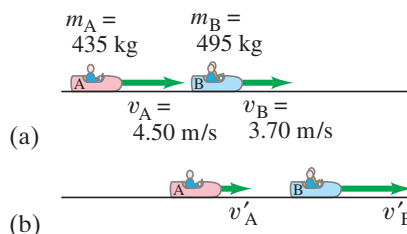


FIGURE 7–43 Problem 71:
(a) before collision, (b) after collision.

72. A gun fires a bullet vertically into a 1.40-kg block of wood at rest on a thin horizontal sheet, Fig. 7–44. If the bullet has a mass of 25.0 g and a speed of 230 m/s, how high will the block rise into the air after the bullet becomes embedded in it?

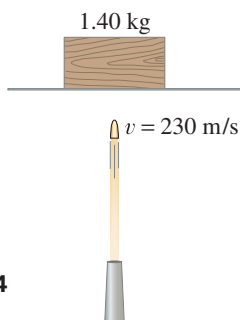


FIGURE 7–44
Problem 72.

73. You have been hired as an expert witness in a court case involving an automobile accident. The accident involved car A of mass 1500 kg which crashed into stationary car B of mass 1100 kg. The driver of car A applied his brakes 15 m before he skidded and crashed into car B. After the collision, car A slid 18 m while car B slid 30 m. The coefficient of kinetic friction between the locked wheels and the road was measured to be 0.60. Show that the driver of car A was exceeding the 55-mi/h (90-km/h) speed limit before applying the brakes.
74. A meteor whose mass was about 1.5×10^8 kg struck the Earth ($m_E = 6.0 \times 10^{24}$ kg) with a speed of about 25 km/s and came to rest in the Earth. (a) What was the Earth's recoil speed (relative to Earth at rest before the collision)? (b) What fraction of the meteor's kinetic energy was transformed to kinetic energy of the Earth? (c) By how much did the Earth's kinetic energy change as a result of this collision?
75. A 28-g bullet strikes and becomes embedded in a 1.35-kg block of wood placed on a horizontal surface just in front of the gun. If the coefficient of kinetic friction between the block and the surface is 0.28, and the impact drives the block a distance of 8.5 m before it comes to rest, what was the muzzle speed of the bullet?
76. You are the design engineer in charge of the crashworthiness of new automobile models. Cars are tested by smashing them into fixed, massive barriers at 45 km/h. A new model of mass 1500 kg takes 0.15 s from the time of impact until it is brought to rest. (a) Calculate the average force exerted on the car by the barrier. (b) Calculate the average deceleration of the car in g's.
77. A 0.25-kg skeet (clay target) is fired at an angle of 28° to the horizontal with a speed of 25 m/s (Fig. 7–45). When it reaches the maximum height, h , it is hit from below by a 15-g pellet traveling vertically upward at a speed of 230 m/s. The pellet is embedded in the skeet. (a) How much higher, h' , does the skeet go up? (b) How much extra distance, Δx , does the skeet travel because of the collision?

78. Two balls, of masses $m_A = 45$ g and $m_B = 65$ g, are suspended as shown in Fig. 7–46. The lighter ball is pulled away to a 66° angle with the vertical and released. (a) What is the velocity of the lighter ball before impact? (b) What is the velocity of each ball after the elastic collision? (c) What will be the maximum height of each ball after the elastic collision?

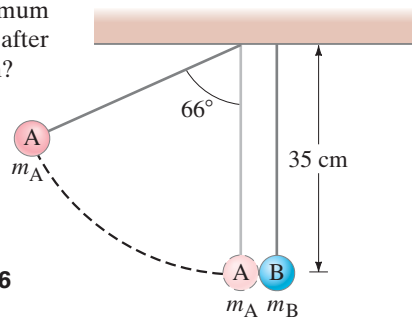


FIGURE 7–46
Problem 78.

79. A block of mass $m = 2.50$ kg slides down a 30.0° incline which is 3.60 m high. At the bottom, it strikes a block of mass $M = 7.00$ kg which is at rest on a horizontal surface, Fig. 7–47. (Assume a smooth transition at the bottom of the incline.) If the collision is elastic, and friction can be ignored, determine (a) the speeds of the two blocks after the collision, and (b) how far back up the incline the smaller mass will go.

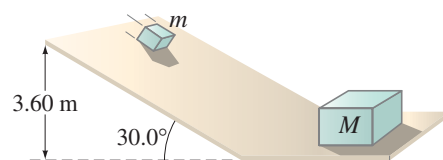
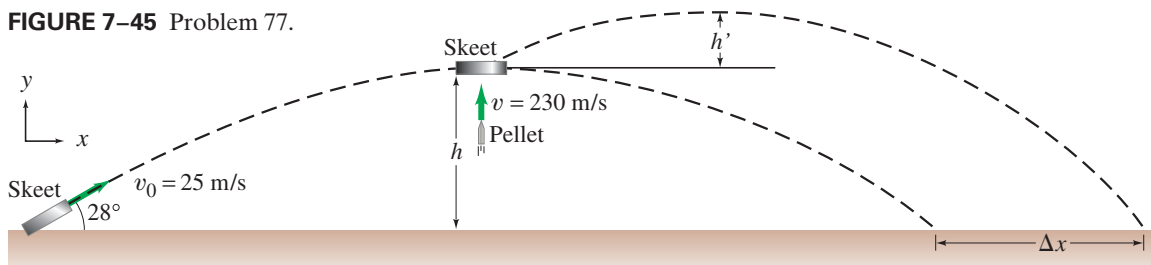


FIGURE 7–47
Problem 79.

80. The space shuttle launches an 850-kg satellite by ejecting it from the cargo bay. The ejection mechanism is activated and is in contact with the satellite for 4.8 s to give it a velocity of 0.30 m/s in the x direction relative to the shuttle. The mass of the shuttle is 92,000 kg. (a) Determine the component of velocity v_f of the shuttle in the minus x direction resulting from the ejection. (b) Find the average force that the shuttle exerts on the satellite during the ejection.
81. Astronomers estimate that a 2.0-km-diameter asteroid collides with the Earth once every million years. The collision could pose a threat to life on Earth. (a) Assume a spherical asteroid has a mass of 3200 kg for each cubic meter of volume and moves toward the Earth at 15 km/s. How much destructive energy could be released when it embeds itself in the Earth? (b) For comparison, a nuclear bomb could release about 4.0×10^{16} J. How many such bombs would have to explode simultaneously to release the destructive energy of the asteroid collision with the Earth?
82. An astronaut of mass 210 kg including his suit and jet pack wants to acquire a velocity of 2.0 m/s to move back toward his space shuttle. Assuming the jet pack can eject gas with a velocity of 35 m/s, what mass of gas will need to be ejected?

FIGURE 7–45 Problem 77.



83. Two blocks of mass m_A and m_B , resting on a frictionless table, are connected by a stretched spring and then released (Fig. 7–48). (a) Is there a net external force on the system before release? (b) Determine the ratio of their speeds, v_A/v_B . (c) What is the ratio of their kinetic energies? (d) Describe the motion of the CM of this system. Ignore mass of spring.

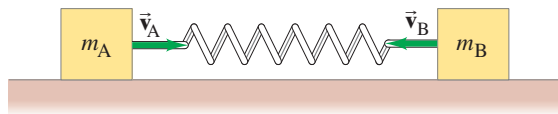


FIGURE 7–48 Problem 83.

84. A golf ball rolls off the top of a flight of concrete steps of total vertical height 4.00 m. The ball hits four times on the way down, each time striking the horizontal part of a different step 1.00 m lower. If all collisions are perfectly elastic, what is the bounce height on the fourth bounce when the ball reaches the bottom of the stairs?

85. A massless spring with spring constant k is placed between a block of mass m and a block of mass $3m$. Initially the blocks are at rest on a frictionless surface and they are held together so that the spring between them is compressed by an amount D from its equilibrium length. The blocks are then released and the spring pushes them off in opposite directions. Find the speeds of the two blocks when they detach from the spring.

- *86. A novice pool player is faced with the corner pocket shot shown in Fig. 7–49. Relative dimensions are also shown. Should the player worry that this might be a “scratch shot,” in which the cue ball will also fall into a pocket? Give details. Assume equal-mass balls and an elastic collision. Ignore spin.

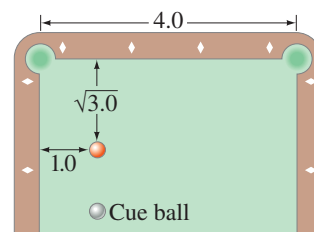


FIGURE 7–49 Problem 86.

Search and Learn

- Consider the Examples in this Chapter involving $\Sigma \vec{F}_{\text{ext}} = \Delta \vec{p} / \Delta t$. Provide some general guidelines as to when it is best to solve the problem using $\Sigma \vec{F}_{\text{ext}} = 0$ so $\Sigma \vec{p}_i = \Sigma \vec{p}_f$, and when to use the principle of impulse instead so that $\Sigma \vec{F}_{\text{ext}} \Delta t = \Delta \vec{p}$.
- A 6.0-kg object moving in the $+x$ direction at 6.5 m/s collides head-on with an 8.0-kg object moving in the $-x$ direction at 4.0 m/s. Determine the final velocity of each object if: (a) the objects stick together; (b) the collision is elastic; (c) the 6.0-kg object is at rest after the collision; (d) the 8.0-kg object is at rest after the collision; (e) the 6.0-kg object has a velocity of 4.0 m/s in the $-x$ direction after the collision. Finally, (f) are the results in (c), (d), and (e) “reasonable”? Explain.

- In a physics lab, a cube slides down a frictionless incline as shown in Fig. 7–50 and elastically strikes another cube at the bottom that is only one-half its mass. If the incline is 35 cm high and the table is 95 cm off the floor, where does each cube land? [Hint: Both leave the incline moving horizontally.]

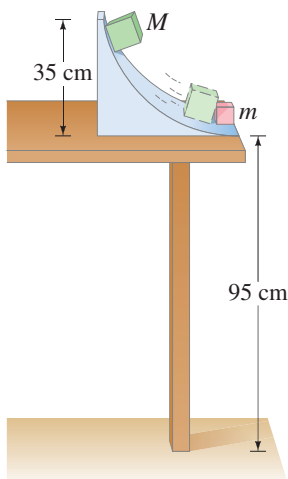


FIGURE 7–50 Search and Learn 3.

- The gravitational slingshot effect.** Figure 7–51 shows the planet Saturn moving in the negative x direction at its orbital speed (with respect to the Sun) of 9.6 km/s. The mass of Saturn is 5.69×10^{26} kg. A spacecraft with mass 825 kg approaches Saturn. When far from Saturn, it moves in the $+x$ direction at 10.4 km/s. The gravitational attraction of Saturn (a conservative force) acting on the spacecraft causes it to swing around the planet (orbit shown as dashed line) and head off in the opposite direction. Estimate the final speed of the spacecraft after it is far enough away to be considered free of Saturn’s gravitational pull.

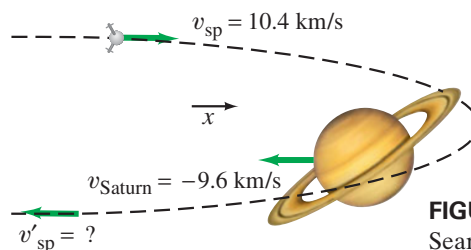


FIGURE 7–51 Search and Learn 4.

- Take the general case of an object of mass m_A and velocity v_A elastically striking a stationary ($v_B = 0$) object of mass m_B head-on. (a) Show that the final velocities v'_A and v'_B are given by

$$v'_A = \left(\frac{m_A - m_B}{m_A + m_B} \right) v_A, \quad v'_B = \left(\frac{2m_A}{m_A + m_B} \right) v_A.$$

- What happens in the extreme case when m_A is much smaller than m_B ? Cite a common example of this. (c) What happens in the extreme case when m_A is much larger than m_B ? Cite a common example of this. (d) What happens in the case when $m_A = m_B$? Cite a common example.

ANSWERS TO EXERCISES

- A:** Yes, if the sports car’s speed is three times greater.
B: Larger (Δp is greater).
C: (a) 6.0 m/s; (b) almost zero; (c) almost 24.0 m/s.
D: 0.50 m/s.

- E:** (b); (d).
F: The curve would be wider and less high.
G: $x_{\text{CM}} = -2.0$ m; yes.
H: The boat moves in the opposite direction.